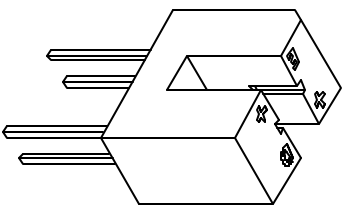
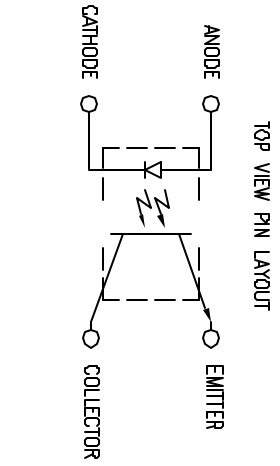
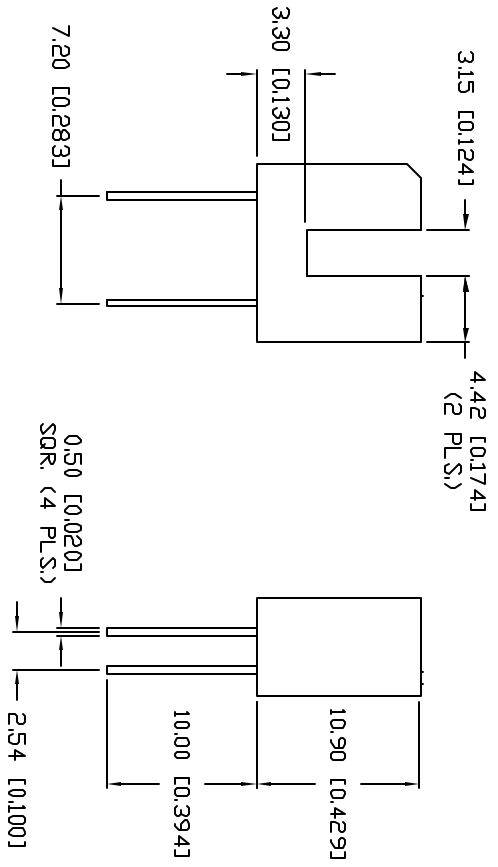
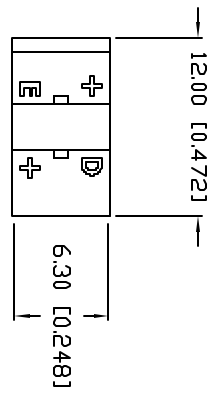


REV.	E.C.N. NUMBER AND REVISION COMMENTS	DATE
A	E.C.N. #10BRDR. & REDRAWN IN 3D.	5.16.02



ELECTRO-OPTICAL CHARACTERISTICS $I_A=25\text{mA}$ $I_F=20\text{mA}$

PARAMETER	MIN	Typ	MAX	UNITS	TEST COND
PEAK WAVELENGTH		940		nm	
FORWARD VOLTAGE		1.2	1.5	V	$I_F=30\text{mA}$
REVERSE VOLTAGE		5.0		V	$I_C=10\text{ }\mu\text{A}$
DARK CURRENT			100	nA	$V_{CE}=10\text{V}$
C/E SATURATION VOLTAGE			0.4	V	$I_C=0.5\text{mA}$
COLLECTOR ON CURRENT	2.0			mA	$V_{CE}=5\text{V}$
SWITCHING TIME		5		μS	$I_C=100\text{ }\mu\text{A}$ $V_{CE}=5\text{V}, R_L=100\text{ }\Omega$

LIMITS OF SAFE OPERATION AT 25°C

PARAMETER	MAX	UNITS
PEAK FORWARD CURRENT	60	mA
REVERSE VOLTAGE	6	V
C/E BREAKDOWN VOLTAGE	30	V
E/C BREAKDOWN VOLTAGE	3	V
POWER DISSIPATION	75	mW
OPERATING TEMP.	-20 TO +80	°C
STORAGE TEMP.	-25 TO +100	°C
SOLDERING TEMP.	+250	°C
2.0mm FROM BODY	5 SEC. MAX	

*UNLESS OTHERWISE SPECIFIED TOLERANCES PER DECIMAL PRECISION ARE: X=#1 (+0.030), X#=#0.5 (+0.020), X#X=#0.25 (+0.010), XXX=#0.127 (+0.005), LEAD SIZE=#0.06 (+0.002), LEAD LENGTH=#0.75 (+0.030), MIN=-0.00

REV. A
PART NUMBER
OED-S13272

PHOTO INTERRUPTER.

CONFIDENTIAL INFORMATION
THE INFORMATION CONTAINED IN THIS DOCUMENT IS THE PROPERTY OF LUMEX INC. EXCEPT AS SPECIFICALLY AUTHORIZED IN WRITING BY LUMEX INC., THE HOLDER OF THIS DOCUMENT SHALL KEEP ALL INFORMATION CONTAINED HEREIN CONFIDENTIAL AND SHALL PROTECT SAME IN WHOLE OR IN PART FROM DISCLOSURE AND OBSERVATION TO ALL THIRD PARTIES.

RELIABILITY NOTE
OUR MANY YEARS OF EXPERIENCE DATA ACCUMULATION INDICATE THAT SOLDER HEAT IS A MAJOR CAUSE OF EARLY AND FUTURE FAILURE. PLEASE PAY ATTENTION TO YOUR SOLDERING PROCESS.



290 E. HELEN ROAD
PALATINE, IL 60067-6976
PHONE: +1.847.359.2790
US WEB: www.lumex.com
TW WEB: www.lumex.com.tw

DRAWN BY: BC
CHECKED BY:
APPROVED BY:
DATE: 12.30.97
PAGE: 1 OF 1
SCALE: N/A