



23105 Kashiwa Court, Torrance, CA 90505  
Phone: (800) 579-4875 or (310) 534-1505 Fax: (310) 534-1424  
E-mail: [webmaster@ledtronics.com](mailto:webmaster@ledtronics.com)  
Website: <http://www.ledtronics.com>

# LD120CWO3KF

Super Orange

3mm, Dome, 4.1mm Height

50° viewing angle

DWG BY:  
BL/ GP  
08-20-07

CHK BY:  
PL  
08-20-07

QA:  
\_\_\_\_\_  
\_\_-\_\_-\_\_

MFG:  
\_\_\_\_\_  
\_\_-\_\_-\_\_

REVISION LTR: -  
  
08-20-07

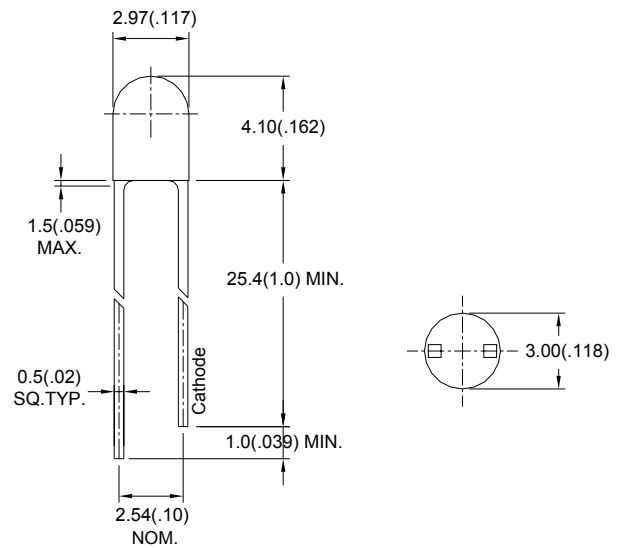
● **Features:**

1. Chip material: AlGaInP/GaAs
2. Emitted color : Super Orange
3. Lens Appearance : Water Clear
4. Low power consumption.
5. High efficiency.
6. Versatile mounting on P.C. Board or panel.
7. Low current requirement.
8. 3mm diameter package
9. This product is RoHS compliant.

● **Applications:**

1. TV set
2. Monitor
3. Telephone
4. Computer
5. Circuit board

● **Package dimensions**



Notes:

1. All dimensions are in millimeters (inches).
2. Tolerance is  $\pm 0.25\text{mm}$  ( $0.01''$ ) unless otherwise specified.
3. Lead spacing is measured where the leads emerge from the package.
4. Specifications are subject to change without notice.

● **Absolute Maximum Ratings(Ta=25°C)**

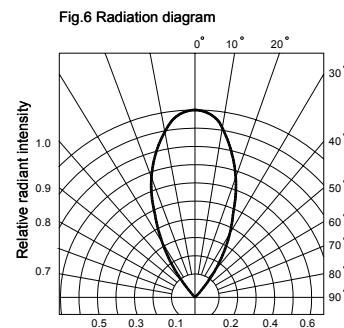
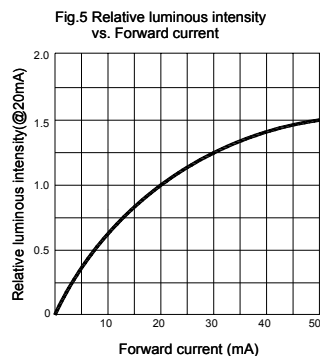
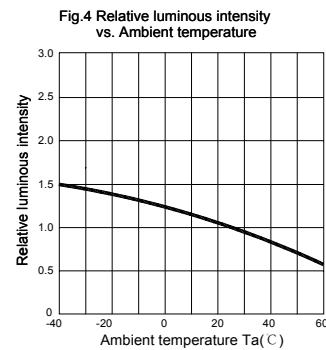
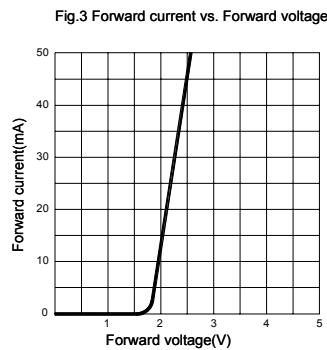
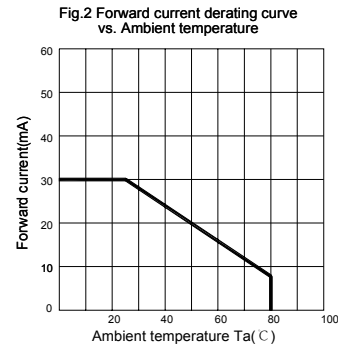
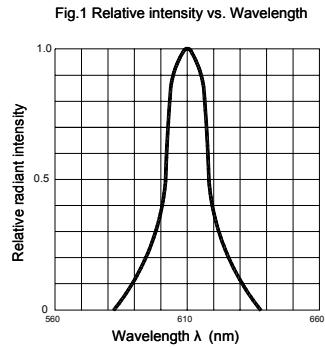
Parameter	Symbol	Rating	Unit
Power Dissipation	Pd	80	mW
Forward Current	I <sub>F</sub>	30	mA
Peak Forward Current* <sup>1</sup>	I <sub>FP</sub>	150	mA
Reverse Voltage	V <sub>R</sub>	5	V
Operating Temperature	Topr	-40°C~80°C	
Storage Temperature	Tstg	-40°C~85°C	
Soldering Temperature	Tsol	260°C (for 5 seconds)	

\*<sup>1</sup>Condition for I<sub>FP</sub> is pulse of 1/10 duty and 0.1msec width.

● **Electrical and optical characteristics(Ta=25°C)**

Parameter	Symbol	Condition	Min.	Typ.	Max.	Unit
Forward Voltage	$V_F$	$I_F=20mA$	-	2.0	2.6	V
Luminous Intensity	$I_v$	$I_F=20mA$	-	800	-	mcd
Reverse Current	$I_R$	$V_R=5V$	-	-	100	$\mu A$
Peak Wave Length	$\lambda_p$	$I_F=20mA$	-	610	-	nm
Dominant Wave Length	$\lambda_d$	$I_F=20mA$	600	604	610	nm
Spectral Line Half-width	$\Delta \lambda$	$I_F=20mA$	-	18	-	nm
Viewing Angle	$2\theta_{1/2}$	$I_F=20mA$	-	50	-	deg
Radiant Intensity		$I_F=20mA$	-	2000	-	$\mu W/sr$
Chromaticity Coordinates	X	$I_F=20mA$	-	0.64	-	
	Y		-	0.35	-	

● **Typical Electro-Optical Characteristics Curves**



• **Bin Limits**

1. Intensity bin limits (At  $I_F=20\text{mA}$ )

Bin Code	Min. (mcd)	Max. (mcd)
:	:	:
U	410	820
V	620	1230
W	930	1840
X	1390	2760
Y	2090	4260
:	:	:

2. Color Bin Limits (At  $I_F=20\text{mA}$ ) : Dominant Wave Length  $\lambda_d(\text{nm})$

Bin Code	Min. (nm)	Max. (nm)
1	599	605
2	603	609
3	607	613

• Bin: x x

