FORM 4.04-001A

LTR	REVISION	DATE	APPD
F		04-11-06	MM

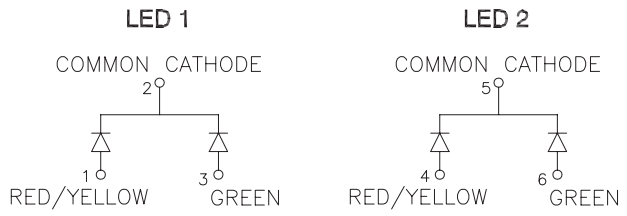

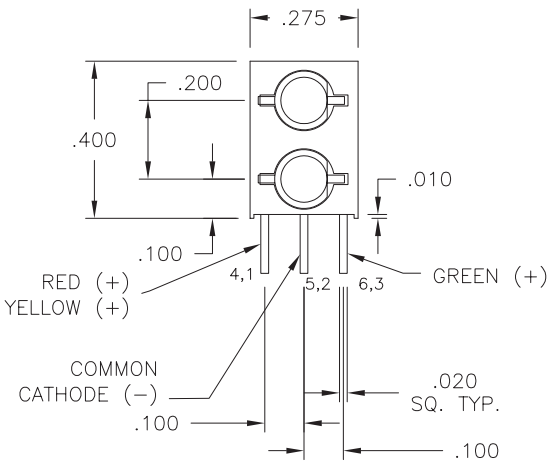

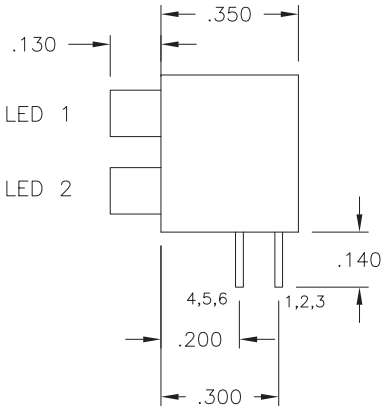

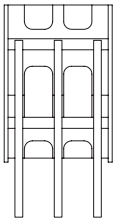

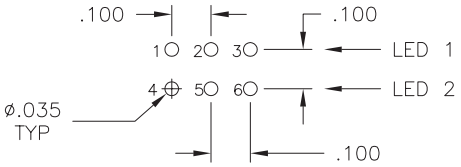

RECOMMENDED PAD LAYOUT

RoHS
COMPLIANT
2002/95/EC

LEDTRONICS PART NO.	L.E.D. RADIATION COLOR	L.E.D. APPEARANCE	ELECTRO-OPTICAL CHARACTERISTICS (Ta=25°C)				
			If mA	Iv mcd typ	Vf=V typ/max	VIEW ANGLE 2θ1/2	λPeak nm
21PCF130TWRG3-3	HI-EFF RED	WHITE DIFFUSED	20	4	2.0/2.6	130	635
	HI-EFF GREEN		20	4	2.1/2.6	130	568
21PCF130TWYG4-3	YELLOW	WHITE DIFFUSED	20	8	2.1/2.6	130	585
	HI-EFF GREEN		20	10	2.2/2.6	130	568

LED®
LEDTRONICS, ™INC.
23105 KASHIWA COURT
TORRANCE, CA 90505

-PROPRIETARY-
This document contains Proprietary information of LEDTRONICS, ™INC. It may not be copied, used or disclosed for any purpose without the prior express written consent of LEDTRONICS, ™INC.

.XXX ± .010
.XX ± .025
ANGLES ± 0°,30'
FRACT. ± 1/32
TOLERANCE PER ANSI-Y14.5 (UNLESS OTHERWISE STATED)

TITLE				
21PCF130TWXGX-3				
DWG NO	SCALE	SHEET	DATE	
SDPC0387	2:1	1 OF 1	10-18-99	
CODE IDENT NO.	DWG BY	CHK BY	QA	MFG / CUSTOMER
8Z410	SMA	PL 04-12-06	GZ 04-11-06	