

59165 Moulded Switch Features and Benefits



Features

- 2 part magnetically operated proximity sensor
- Gull Wing leaded and staple form options
- Tape and reel option (consult Hamlin)
- Moulded stand-off to allow board washing
- Customer defined sensitivity
- Solder reflow capable

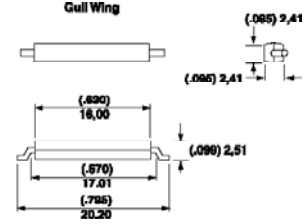
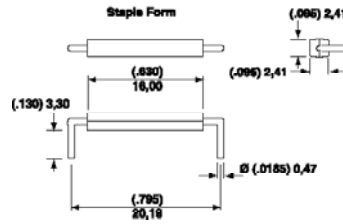
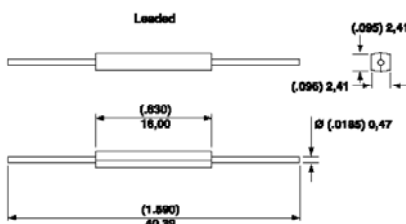
Benefits

- Suitable for pick and place
- No standby power requirement
- Operates through non-ferrous materials such as wood, plastic or aluminium
- Hermetically sealed, magnetically operated contacts continue to operate long after optical and other technologies fail due to contamination

Applications

- Position and limit sensing
- Security system switch
- Door switch

DIMENSIONS (in) mm



Double click on tag for Recommended Land Pattern

CUSTOMER OPTIONS - Switching Specifications

TABLE 1			Normally Open
Contact Type			
Switch Type			1
Voltage	Power	Watt - max.	10
	Switching	Vdc - max.	200
	Breakdown	Vdc - min.	250
Current	Switching	A - max.	0.5
	Carry	A - max.	0.8
Resistance	Contact, Initial	Ω - max.	0.2
	Insulation	Ω - min.	10 ¹⁰
Capacitance	Contact	pF - typ.	0.3
Temperature	Operating	°C	-40 to +105
	Storage	°C	-65 to +105
Time	Operate	ms - max.	1.0
	Release	ms - max.	1.0
Shock	11ms 1/2 sine	G - max.	100
Vibration	50-2000 Hz	G - max.	30

CUSTOMER OPTIONS - Sensitivity and Termination Specification

TABLE 2					
Sensitivity Options:- Activate Distances are approximate using Hamlin 57045 actuator as illustrated Switch AT before modification					
Select Option	S		T		U
Switch Type	Pull In AT Range	Activate Distance d (in) mm	Pull In AT Range	Activate Distance d (in) mm	Pull In AT Range
1 Normally Open	10-15	(.295) 7.5	15-20	(.256) 6.5	20-25



TABLE 3	
Termination Options:-	
SELECT OPTION	DESCRIPTION
A	Leaded
B	Staple Form
C	Gull Wing bulk packed
D	Gull Wing taped and reel

ORDERING INFORMATION

N.B. 57045 actuator sold separately

59165 - I - X - 00 - X

Series 59165

Switch Type

Sensitivity

Termination

Table 1

Table 2

Table 3

Hamlin USA Tel: +1 920 648 3000 • Fax: +1 920 648 3001 • Email: sales.us@hamlin.com
 Hamlin UK Tel: +44 (0)1379 649700 • Fax: +44 (0)1379 649702 • Email: sales.uk@hamlin.com
 Hamlin Germany Tel: +49 (0) 6181 953660 • Fax: +49 (0) 6181 953666 • Email: sales.de@hamlin.com
 Hamletrol France Tel: +33 (0) 1 4687 0202 • Fax: +33 (0) 1 4686 6786 • Email: sales.fr@hamlin.com

ISSUE No: 4 DATE 1/5/3

DETAILS PROVIDED ON THIS DATA SHEET ARE PROVIDED FOR INFORMATION PURPOSES ONLY AND SHOULD NOT BE RELIED UPON AS BEING ACCURATE FOR ANY PARTICULAR PURPOSE. Product performance may be affected by the application to which the product is put. Upon request, HAMLIN will assist purchasers by providing information specific to any particular application. HAMLIN disclaims any and all liability whatsoever for any purchaser's reliance upon the information contained on this data sheet without further consultation with authorised representatives of HAMLIN.