

PRELIMINARY SPEC



Switch-Hitter™

Constant Current LED Driver

Model Number
AC-36CDI.8BTTEH
AC36CDI.8BTBTEH

Input Voltage: 347V

Input Frequency: 60Hz

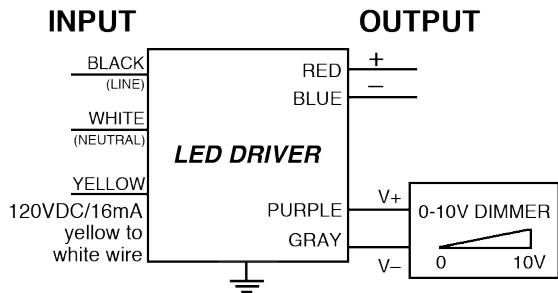
Side and Bottom Mount/Leads Options

MULTI-CURRENT SWITCHING AND DIMMING

ELECTRICAL SPECIFICATIONS:

Output Power Max.	Input Power	Input Current	Minimum PF (full load)	Max. THD (full load)	Output Voltage	Output Current	T case Max.	Minimum Starting Temp.	Efficiency Up To	Dimming Protocol	Dimming Range
36W	43W @ 347V	0.12A @ 347V	>0.9	<20%	16-20V	1800mA±5%	90° C	-40° C	84%	0 to 10V	10 to 100%
28W	34W @ 347V	0.09A @ 347V	>0.9	<20%	16-20V	1400mA±5%	90° C	-40° C	83%	0 to 10V	10 to 100%
21W	26W @ 347V	0.06A @ 347V	>0.9	<20%	16-20V	1050mA±5%	90° C	-40° C	82%	0 to 10V	10 to 100%


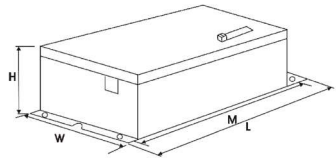
WIRING:



Lead Lengths					
Black	5.9"	Blue	5.9"	Purple	5.9"
White	5.9"	Red	5.9"	Gray	5.9"

PHYSICAL:

Side Mount Option
 Model Number:
AC-36CD1.8BTTEH



Bottom Mount Option
 Model Number:
AC36CD1.8BTBTEH

Dimensions

Length	4.37"	Mounting Length	4.02"
Width	3.07"	Weight	xx lbs.
Height	1.26"	Case Qty.	xx pcs.

SAFETY & PERFORMANCE:

- Class A sound rating
- No PCBs
- IP66
- Open/Short Circuit Protection
- LED driver has a life expectancy of 50,000 hours at Tcase of ≤75°C
- LED driver has a life expectancy of 100,000 hours at Tcase of ≤65°C
- Warranty: 5 yrs based on max case temp of <75°C; 3 yrs based on max case temp of 90°C*
- Input/Output Isolation
- FCC Title 47 CFR Part 15
- Surge Protection (2 KV)

INSTALLATION:

- LED drivers shall be installed inside electrical enclosures
- 18 AWG 600V/105C tinned strand copper lead-wires are required for installation
- Max Remote installation distance is 18 ft
- LED driver cases should be grounded



*AC Electronics/AC LED Power Designs warrants to the purchaser that each LED Driver will be free from defects in material or workmanship for a period of 5 years when operated at max case temp of up to <75°C; 3 years from date of manufacture when operated at a max case temp of up to 90°C when properly installed and under normal conditions of use. See aceleds.com for complete warranty policy.

3401 Avenue D, Arlington, TX 76011 • 800-375-6355 • www.aceleds.com

Data is based upon tests performed by AC Electronics in a controlled environment and representative performance. Actual performance can vary depending on operating conditions. Specifications are subject to change without notice. All specifications are nominal unless otherwise noted.