

TSD-UV40T8MS

Type: Programmed Start Electronic Ballast

Lead Connection: Dual Lamps in Series

Lamp Types:

One or Two 40W, 36W, 32W or 25W T8

SLI lamps or cross reference GE, Philips or Sylvania/OSRAM lamps



SPECIFICATIONS

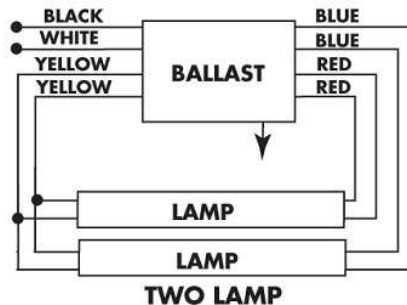
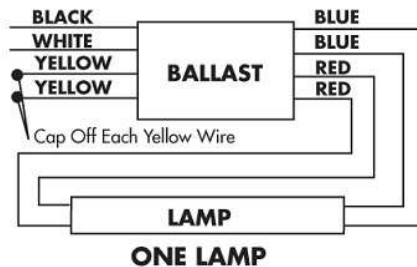
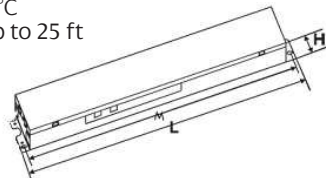
| Input Voltage | Number of Lamps | Lamp Type | Lamp Watts | Input Watts (typical) | Input Current (typical) | Power Factor | Max THD | Crest Factor | Ballast Factor |
|---------------|-----------------|-----------|------------|-----------------------|-------------------------|--------------|---------|--------------|----------------|
| 120V | 2 | 40WT8 | 40W | 91W | 0.76A | 0.99 | <10% | <1.7 | 0.85 |
| 120V | 2 | 36WT8 | 36W | 68W | 0.57A | 0.99 | <10% | <1.7 | 0.89 |
| 120V | 2 | 32WT8 | 32W | 75W | 0.62A | 0.99 | <10% | <1.7 | 1.20 |
| 120V | 2 | 25WT8 | 25W | 57W | 0.48A | 0.99 | <10% | <1.7 | 0.92 |
| 120V | 1 | 40WT8 | 40W | 51W | 0.43A | 0.99 | <10% | <1.7 | 1.00 |
| 120V | 1 | 36WT8 | 36W | 36W | 0.30A | 0.99 | <10% | <1.7 | 0.95 |
| 120V | 1 | 32WT8 | 32W | 41W | 0.34A | 0.99 | <10% | <1.7 | 1.40 |
| 120V | 1 | 25WT8 | 25W | 32W | 0.26A | 0.99 | <10% | <1.7 | 1.17 |
| 230V | 2 | 40WT8 | 40W | 91W | 0.40A | 0.99 | <10% | <1.7 | 0.87 |
| 230V | 2 | 36WT8 | 36W | 68W | 0.30A | 0.99 | <10% | <1.7 | 0.91 |
| 230V | 2 | 32WT8 | 32W | 75W | 0.33A | 0.99 | <10% | <1.7 | 1.30 |
| 230V | 2 | 25WT8 | 25W | 57W | 0.25A | 0.99 | <10% | <1.7 | 0.95 |
| 230V | 1 | 40WT8 | 40W | 51W | 0.23A | 0.99 | <10% | <1.7 | 1.00 |
| 230V | 1 | 36WT8 | 36W | 36W | 0.16A | 0.98 | <10% | <1.7 | 1.00 |
| 230V | 1 | 32WT8 | 32W | 41W | 0.18A | 0.98 | <10% | <1.7 | 1.45 |
| 230V | 1 | 25WT8 | 25W | 32W | 0.14A | 0.97 | <10% | <1.7 | 1.17 |
| 277V | 2 | 40WT8 | 40W | 93W | 0.34A | 0.99 | <10% | <1.7 | 0.87 |
| 277V | 2 | 36WT8 | 36W | 69W | 0.25A | 0.99 | <10% | <1.7 | 0.92 |
| 277V | 2 | 32WT8 | 32W | 76W | 0.28A | 0.99 | <10% | <1.7 | 1.30 |
| 277V | 2 | 25WT8 | 25W | 58W | 0.21A | 0.98 | <10% | <1.7 | 0.95 |
| 277V | 1 | 40WT8 | 40W | 53W | 0.19A | 0.98 | <10% | <1.7 | 1.00 |
| 277V | 1 | 36WT8 | 36W | 36W | 0.14A | 0.98 | <10% | <1.7 | 1.00 |
| 277V | 1 | 32WT8 | 32W | 42W | 0.16A | 0.97 | <10% | <1.7 | 1.50 |
| 277V | 1 | 25WT8 | 25W | 32W | 0.11A | 0.97 | <10% | <1.7 | 1.17 |

SAFETY & PERFORMANCE

- 120-277V, 50/60Hz Input Voltage
- UL Listed
- cUL Listed
- Type HL
- High Power Factor
- Type 1 Outdoor
- Sound Rating A
- Auto Restart
- Surge Protection
- End of Lamp Life Protection
- Class P Thermally Protected (Inherent)
- No PCBs

APPLICATION

- Minimum Starting Temp -30°C
- Maximum Case Temp 90°C
- Remote Wiring Length up to 25 ft



Dimensions

| | |
|---------------|-----------|
| Length (L) | 9.5" |
| Width (W) | 1.7" |
| Height (H) | 1.14" |
| Mounting (M) | 9.0" |
| Mounting (S) | 1.22" |
| Hole Diameter | 0.1875" |
| Weight | 1.60 lbs. |
| Case Qty. | 30 pcs. |

Wire Lengths

| | |
|--------|-------|
| Black | 18.8" |
| White | 18.8" |
| Red | 30.9" |
| Blue | 30.9" |
| Yellow | 46.4" |

INSTALLATION

- Install in accordance with the National Electrical Code
- Use with 600V rated wire
- Use external ground wire
- Do not connect any lamp lead to neutral
- Mounting side of ballast package must be in complete contact with metallic fixture surface for proper thermal dissipation



WARRANTY

AC Electronics warrants to the purchaser that each electronic ballast will be free from defects in material or workmanship for a period of 3 years date of manufacture when operated at a max case temp of 90°C; 5 years when operated at a max case temp of <75°C, when properly installed and under normal conditions of use.

Administration & Distribution Center: 3401 Avenue D, Arlington, TX 76011

1-800-375-6355 • www.ace-ballast.com

Data is based upon tests performed by AC Electronics in a controlled environment and representative performance. Actual performance can vary depending on operating conditions. Specifications are subject to change without notice. All specifications are nominal unless otherwise noted.

