

Type: Programmed Start Electronic Ballast
 Lamp Connection: Dual Lamps in Series
 Lamp Types (SEE CORRESPONDING LETTER IN CHART):
 *A. One or Two 26, 32 or 42 Watt PL-T/4P
 *B. One or Two FT36W, FT39W or FT40W
 *C. One FT55W or FT50W
 *D. One 38 Watt 2D
 SLI lamps or cross reference GE, Philips or Sylvania/OSRAM lamps



SPECIFICATIONS

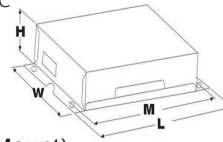
| Input Voltage | Number of Lamps | Lamp Type | Lamp Watts | Input Watts (typical) | Input Current (typical) | Power Factor | Max THD | Crest Factor | Ballast Factor |
|---------------|-----------------|-----------|------------|-----------------------|-------------------------|--------------|---------|--------------|----------------|
| 120V | 1 | *A. | 26W | 31W | 0.26A | 1.00 | <5 | <1.7 | 1.11 |
| 277V | 1 | *A. | 26W | 32W | 0.12A | 0.97 | <11 | <1.7 | 1.12 |
| 120V | 2 | *A. | 26W | 58W | 0.48A | 1.00 | <1 | <1.7 | 1.04 |
| 277V | 2 | *A. | 26W | 60W | 0.26A | 1.00 | <6 | <1.7 | 1.07 |
| 120V | 1 | *A. | 32W | 34W | 0.28A | 1.00 | <4 | <1.7 | 0.91 |
| 277V | 1 | *A. | 32W | 35W | 0.13A | 0.97 | <11 | <1.7 | 0.92 |
| 120V | 2 | *A. | 32W | 61W | 0.50A | 1.00 | <1 | <1.7 | 0.85 |
| 277V | 2 | *A. | 32W | 64W | 0.23A | 0.99 | <7 | <1.7 | 0.87 |
| 120V | 1 | *A. | 42W | 49W | 0.41A | 1.00 | <2 | <1.7 | 1.02 |
| 277V | 1 | *A. | 42W | 50W | 0.18A | 0.99 | <8 | <1.7 | 1.03 |
| 120V | 2 | *A. | 42W | 93W | 0.78A | 1.00 | <2 | <1.7 | 0.93 |
| 277V | 2 | *A. | 42W | 94W | 0.34A | 1.00 | <7 | <1.7 | 0.97 |
| 120V | 1 | *B. | 36W | 34W | 0.28A | 1.00 | <5 | <1.7 | 0.89 |
| 277V | 1 | *B. | 36W | 35W | 0.13A | 0.97 | <11 | <1.7 | 0.91 |
| 120V | 2 | *B. | 36W | 62W | 0.52A | 1.00 | <1 | <1.7 | 0.84 |
| 277V | 2 | *B. | 36W | 65W | 0.24A | 0.99 | <6 | <1.7 | 0.87 |
| 120V | 1 | *B. | 39W | 35W | 0.30A | 1.00 | <4 | <1.7 | 0.67 |
| 277V | 1 | *B. | 39W | 37W | 0.14A | 0.98 | <10 | <1.7 | 0.68 |
| 120V | 2 | *B. | 39W | 65W | 0.54A | 1.00 | <1 | <1.7 | 0.64 |
| 277V | 2 | *B. | 39W | 67W | 0.24A | 0.99 | <6 | <1.7 | 0.64 |
| 120V | 1 | *B. | 40W | 45W | 0.37A | 1.00 | <2 | <1.7 | 1.15 |
| 277V | 1 | *B. | 40W | 46W | 0.17A | 0.98 | <8 | <1.7 | 1.17 |
| 120V | 2 | *B. | 40W | 83W | 0.69A | 1.00 | <1 | <1.7 | 1.07 |
| 277V | 2 | *B. | 40W | 84W | 0.31A | 1.00 | <7 | <1.7 | 1.08 |
| 120V | 1 | *C. | 50W | 48W | 0.39A | 1.00 | <2 | <1.7 | 0.75 |
| 277V | 1 | *C. | 50W | 49W | 0.18A | .99 | <8 | <1.7 | 0.75 |
| 120V | 1 | *C. | 55W | 43W | 0.36A | 1.00 | <3 | <1.7 | 0.68 |
| 277V | 1 | *C. | 55W | 45W | 0.16A | .98 | <8 | <1.7 | 0.71 |
| 120V | 1 | *D. | 38W | 35W | 0.29A | 1.00 | <4 | <1.7 | 0.65 |
| 277V | 1 | *D. | 38W | 37W | 0.14A | .98 | <11 | <1.7 | 0.66 |

SAFETY & PERFORMANCE

- 120-277V, 50/60Hz Input Voltage
- UL Listed
- cUL Listed
- Type 1 Outdoor
- High Power Factor
- Auto Restart
- Surge Protection
- End of Lamp Life Protection
- Class P Thermally Protected (Inherent)
- Overcurrent Protection
- No PCBs

APPLICATION

- Minimum Starting Temp -30°C
- Maximum Case Temp 90°C
- Remote Wiring Length up to 25 ft



OPTIONS

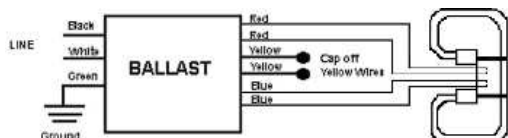
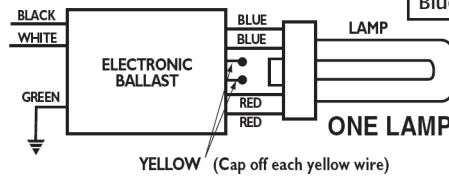
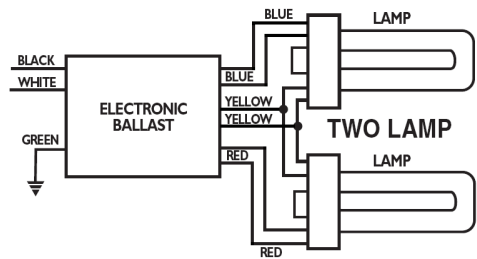
CSD-UV42PBMS⁺⁺ (Bottom Mount)

Wire Lengths[†]

| | |
|------------|-------|
| Black | 22.4" |
| White | 22.4" |
| Green | 22.4" |
| Red (2) | 11" |
| Yellow (2) | 11" |
| Blue (2) | 11" |

Dimensions

| | |
|--------------|-----------|
| Length (L) | 6.5" |
| Width (W) | 2.87" |
| Height (H) | 1.19" |
| Mounting (M) | 5.91" |
| Mounting (S) | 1.97" |
| Hole Diam. | 0.276 |
| Weight | 1.21 lbs. |
| Case Qty. | 30 pcs. |



Bottom Mount⁺⁺

| | |
|----------------|-------|
| Length (L) | 5.31" |
| Width (W) | 2.90" |
| Height (H) | 1.18" |
| Length to Stud | 2.00" |

INSTALLATION

- Install in accordance with the National Electrical Code
- Use with 600V rated wire
- Use external ground wire
- Do not connect any lamp lead to neutral
- Mounting side of ballast package must be in complete contact with metallic fixture surface for proper thermal dissipation

WARRANTY

AC Electronics warrants to the purchaser that each electronic ballast will be free from defects in material or workmanship for a period of 3 years from the date of manufacture when operated at max case temp up to 90°C; 5 years when operated at max case temp up to <75°C, when properly installed and under normal conditions of use.



3401 Avenue D, Arlington, TX 76011 • 1-800-375-6355 • www.ace-ballast.com

Data is based upon tests performed by AC Electronics in a controlled environment and representative performance. Actual performance can vary depending on operating conditions. Specifications are subject to change without notice. All specifications are nominal unless otherwise noted.