

FEATURES

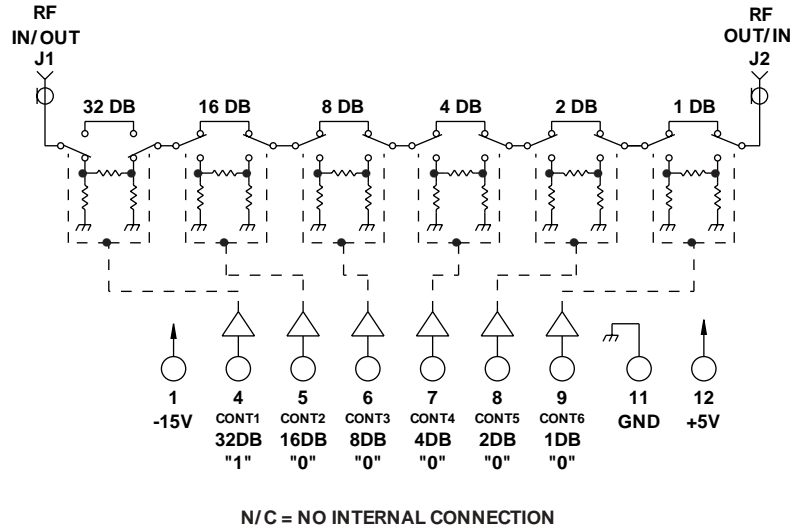
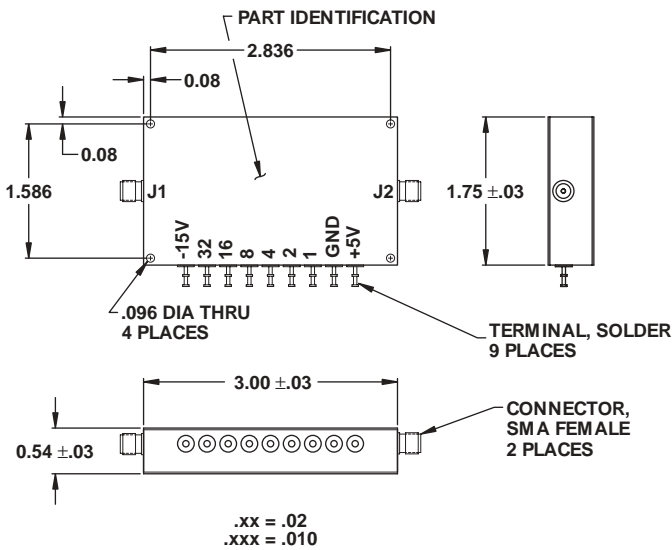
- DC - 400 MHz
- 2.2 dB Insertion Loss
- 20 mV Transients
- +21 dBm 0.1 dB Compression @ 1 MHz
- TTL Control
- SMA Connectors
- See DA0996 for 24 Pin DIP Version



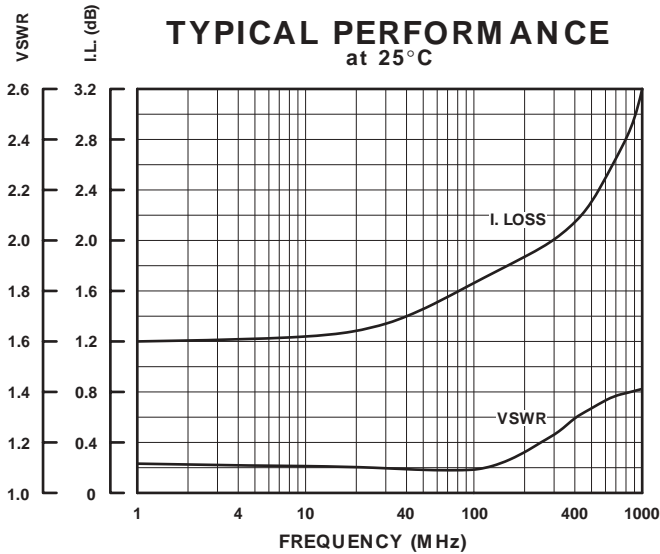
**MODEL NO.
DAT69051**

GaAs 6 Section Attenuator

6 BIT



GUARANTEED PERFORMANCE



Parameter	Min	Typ	Max	Units	Conditions
Operating Frequency	DC		400	MHz	
DC Current		20 17	35 25	mA	At +5 VDC Supply At -15 VDC Supply
Control Type		TTL			6 Line Logic "0" = Thru Logic "1" = Attenuation
Control Current	High Low	0 0	±40 ±40	µA	V _{IH} = +2.7 V V _{IL} = +0.5 V
Insertion Loss		1.7 2.2	3.0 4.0	dB	DC - 100 MHz 100 - 400 MHz
Attenuation	LSB Range Accuracy	0	1 63	dB dB	1, 2, 4, 8, 16, 32 ±(0.25 dB +2% of Atten. Setting in dB)
VSWR		1.2/1 1.3/1	1.3/1 1.7/1		DC - 100 MHz 100 - 400 MHz
Impedance		50		OHMS	
Switching Speed		70	200	nSec	50% TTL to 90% / 10% RF
Transition (Rise/Fall) Time		50		nSec	90% / 10% or 10% / 90% RF
Switching (Video) Transients		20	80	mV	
Intercept Points	2nd 3rd	+50 +42		dBm	5.6 MHz / 9.5 MHz 5.6 MHz / 7.3 MHz
RF Power	Operate No Damage	+21	+15 +30	dBm	0.1 dB Compression
Operating Temperature		-55	+25 +85	°C	TA