

FEATURES

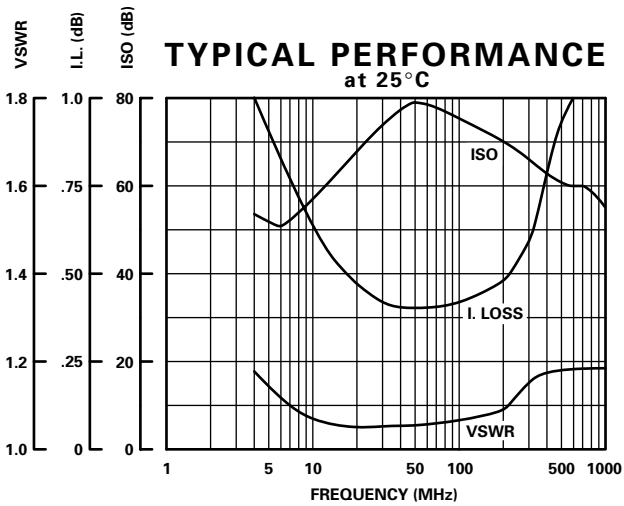
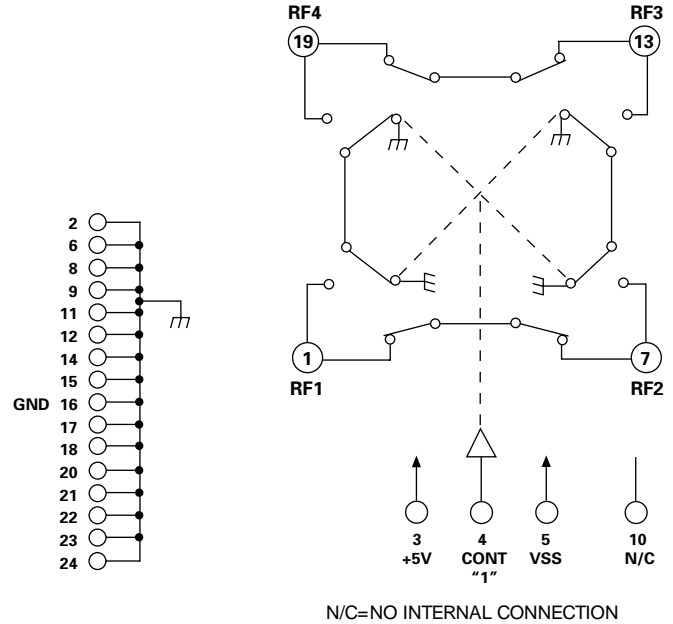
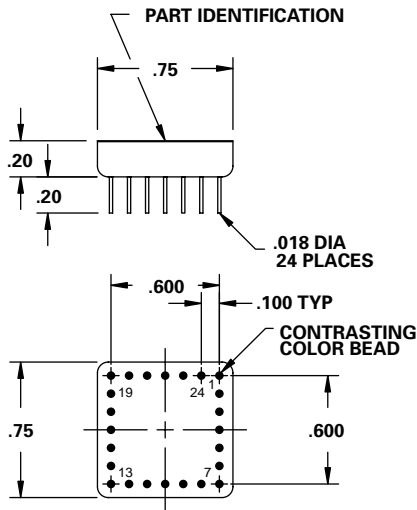
- 15 - 300 MHz
- 5V CMOS Driver
- Small .75 Sq. Package



**MODEL NO.
DS0097**

PIN Diode Transfer Switch

XFER



LOGIC TABLE

"0"	RF1 TO RF4 RF2 TO RF3
"1"	RF1 TO RF2 RF3 TO RF4

GUARANTEED PERFORMANCE

Parameter	Min	Typ	Max	Units	Conditions
Operating Frequency	15		300	MHz	
DC Current		9	20		At +5 VDC Supply
Control Type		CMOS			1 Line, See Logic Table
Control Current		0		μSEC	V _{IH} = +5V
		0		μSEC	V _{IL} = 0V
Insertion Loss		0.55	1	dB	
Amplitude Balance		0.02	±0.1	dB	15 - 100 MHz
		0.08	±0.2	dB	100 - 300 MHz
Phase Balance		0.3	±1	DEG	15 - 100 MHz
		1	±3	DEG	100 - 300 MHz
Isolation	50	60		dB	
VSWR	Thru	1.16/1	1.25/1		
Impedance		50		OHMS	
Switching Speed		5	10	μSEC	50% CMOS - 90% / 10% RF
Transition (Rise/Fall) Time		2	5	μSEC	90% / 10% or 10% / 90% RF
Switching (Video) Transients		205		mV	Peak Value
Intercept Points	2nd	+78		dBm	
	3rd	+46		dBm	
RF Power	Operate	+14	+10	dBm	
			+30	dBm	
Operating Temperature	-55	+25	+85	°C	TA