

SP2T

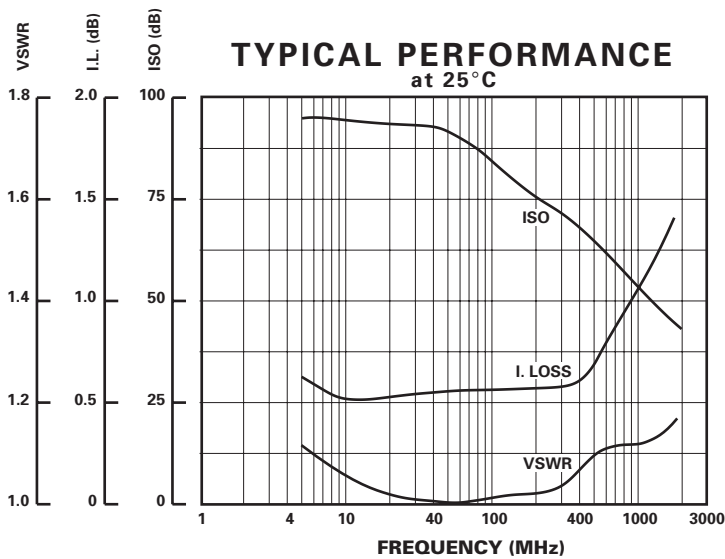
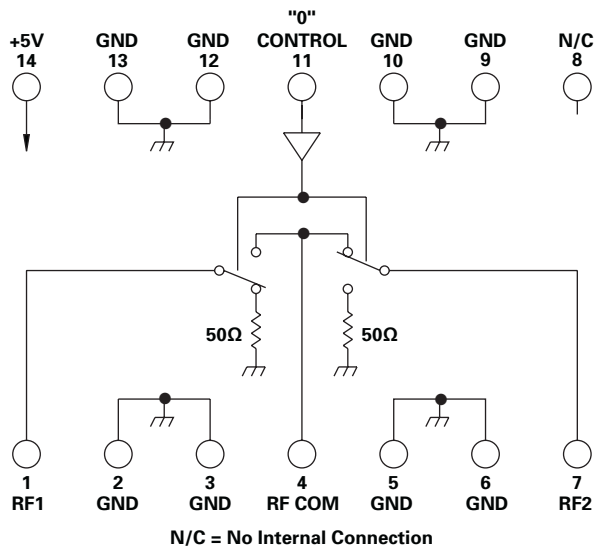
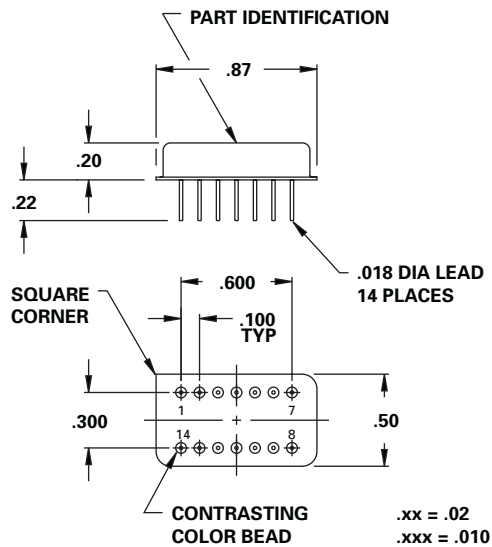
FEATURES

- 10 - 2000 MHz
- TTL Driver
- Non-Reflective
- 14 Pin DIP
- See CDS0622 or 100C1558 for Connectorized Versions



MODEL NO. DS0052

PIN Diode SP2T



GUARANTEED PERFORMANCE

Parameter	Min	Typ	Max	Units	Conditions
Operating Frequency	10		2000	MHz	
DC Current		15	25	mA	at +5 VDC Supply
Control Type		TTL			1 Line Logic "0" = RF COM to RF2 Logic "1" = RF COM to RF1
Control Current	High	1	20	μA	V _{IH} = +2.7V
	Low	1	20	μA	V _{IL} = +0.5V
Insertion Loss		0.6	0.8	dB	10 - 200 MHz
		0.9	1.2	dB	200 - 500 MHz
		1.0	1.6	dB	500 - 1000 MHz
		1.5	2.2	dB	1000 - 2000 MHz
Insertion Loss Flatness		±0.1	±0.2	dB	20 - 200 MHz
Isolation	70	82		dB	10 - 100 MHz
	50	62		dB	100 - 500 MHz
	40	50		dB	500 - 1000 MHz
	30	40		dB	1000 - 2000 MHz
VSWR	Thru	1.15/1	1.25/1		10 - 1000 MHz
	Termination	1.2/1	1.5/1		1000 - 2000 MHz
		1.1/1	1.3/1		10 - 1000 MHz
		1.3/1	1.5/1		1000 - 2000 MHz
Impedance		50		OHMS	
Switching Speed		0.4	1.0	μSEC	50% TTL to 90% / 10% RF
Transition (Rise/Fall) Time		0.1		μSEC	90% / 10% or 10% / 90% RF
Switching (Video) Transients		780		mV	Peak Value
Intercept Points	2nd	+72		dBm	70 MHz / 50 MHz
	3rd	+42		dBm	35 MHz / 50 MHz
RF Power	Operate	+12	+10	dBm	0.1 dB Compression
	No Damage		+30	dBm	
Operating Temperature	-55	+25	+125	°C	TA