

FEATURES

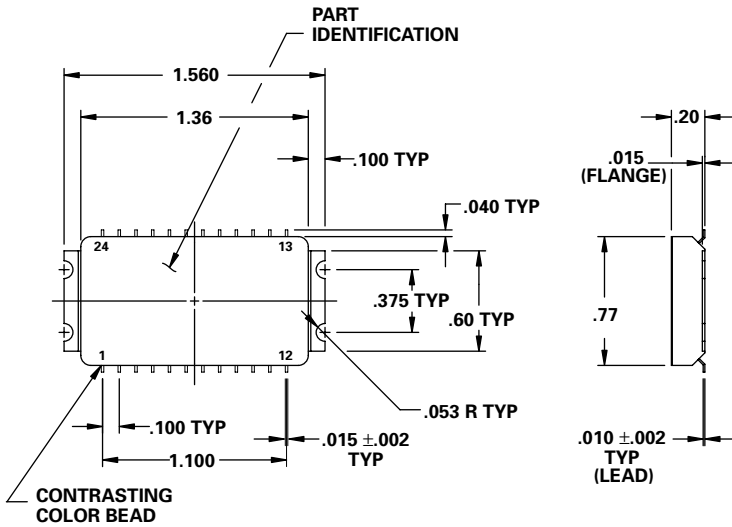
- 50 - 70 MHz
- Surface Mount Package
- 16.9 dB Gain
- Gain Flatness +0.1 dB
- 69 dB Isolation



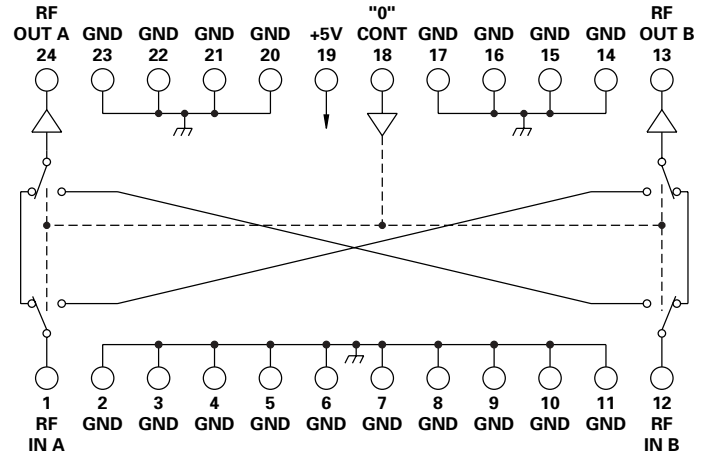
**MODEL NO.
CSWT5103**

Transfer Switch / Amplifier

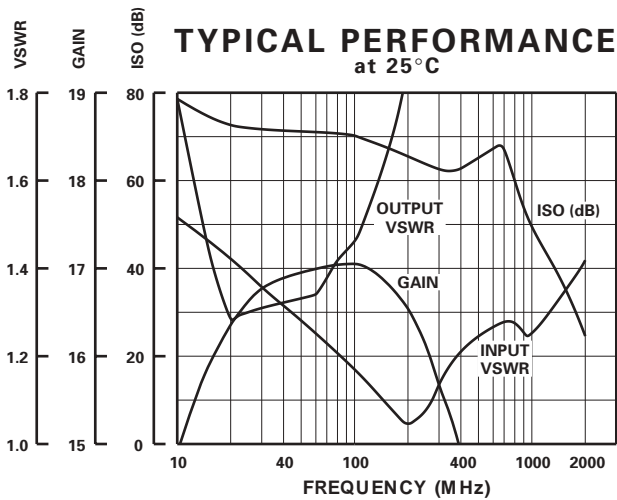
HDI



.xx = .02
.xxx = .010



GUARANTEED PERFORMANCE



Parameter	Min	Typ	Max	Units	Conditions
Operating Frequency	50		70	MHz	
DC Current		17.5	20	mA	At +5 VDC Supply
Control Type		TTL			"1" = RF IN A to RF OUT B RF IN B to RF OUT A "0" = RF IN A to RF OUT B RF IN B to RF OUT A
Control Line Isolation	35	62		dB	Output to Control
Gain	16	16.9	18	dB	
Gain Flatness		±0.10	±0.5	dB	
Gain Tracking		±0.10	±0.25	dB	Normal to Crossed
Gain Phase				Deg	
	50 MHz	162.5	165.5	168.5	Deg
	60 MHz	157.5	160.5	163.5	Deg
	70 MHz	152.0	155.0	158.0	Deg
Control Current				µA	VIH = +2.75 V VIL = +0.8 V
	High			±10	
	Low			±10	
Isolation	40	69		dB	Off Path Gain Referenced To On Path Gain
VSWR (Input/Output) Thru		1.5/1	1.7/1		
Noise Figure		3.30	4.7	dB	
Impedance		50		OHMS	
Switching Speed		230	300	nSec	50% TTL - 90% / 10% RF
Transition (Rise/Fall) Time		34		nSec	10% / 90% or 90% / 10% RF
Switching (Video) Transients		32	100	mV	Peak Value
Intercept Points				dBm	80 MHz / 30 MHz
	2nd	+20	+31		
	3rd	+20	+23		40 MHz / 30 MHz
RF Power				dBm	1 dB Compression
	Operate		+11.2	+10	
	No Damage		+21		
Operating Temperature	0	+25	+65	°C	TA