

FEATURES

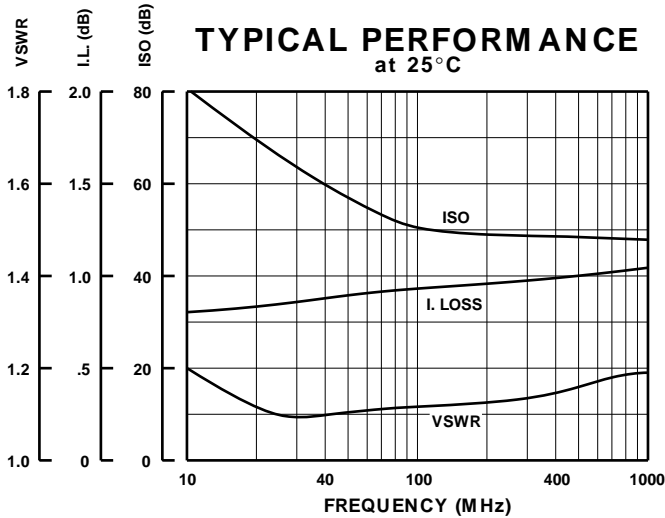
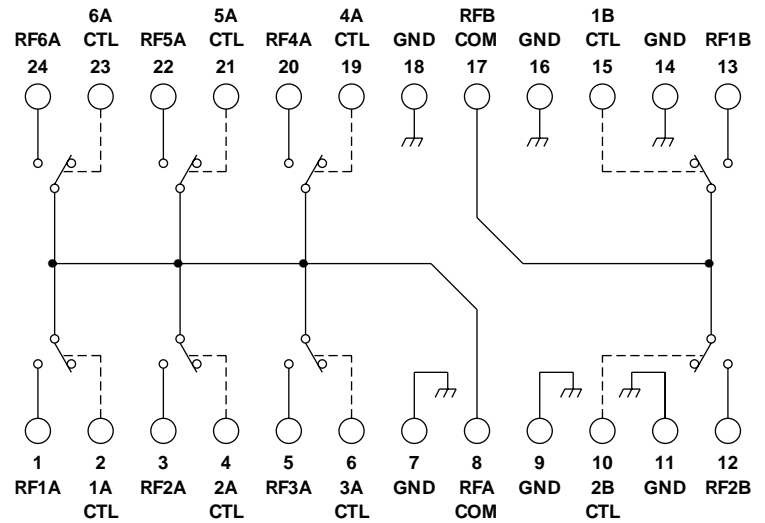
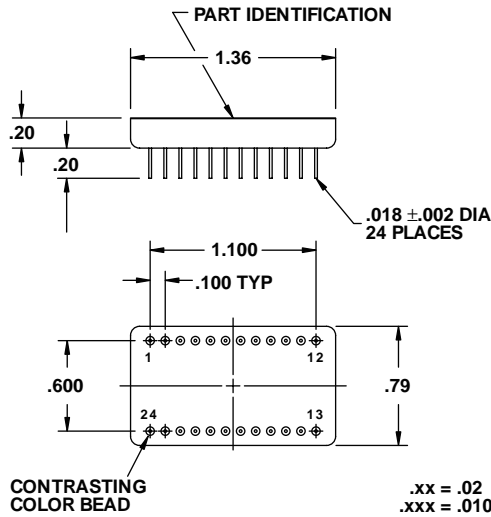
- 30 - 600 MHz
- SP2T & SP6T In a 24 Pin DIP
- CMOS Control
- Low Current Consumption



**MODEL NO.
CSWX1923**

PIN Diode SP2T & SP6T

HDI



GUARANTEED PERFORMANCE

Parameter	Min	Typ	Max	Units	Conditions
Operating Frequency	30		600	MHz	
Control Type		CMOS			8 Line - One to Each Switch; Compatible With M C88C29 Driver Logic: +12V = Thru +0V = Isolation
Control Current					
	High	4	10	mA	V _{IH} = +12V
	Low	0	0	mA	V _{IL} = +0V
Insertion Loss		1.1	1.7	dB	
Isolation	37	47		dB	
VSWR	Thru	1.2/1	1.6/1		
Impedance		50		OHMS	
Switching Speed		62	100	µSec	50% TTL to 10% / 90% RF
Transition (Rise/Fall) Time		34		µSec	10% / 90% or 90% / 10% RF
Switching (Video) Transients		140		mV	Peak Value
Intercept Points					
	2nd	+73		dBm	70 MHz / 50 MHz
	3rd	+52		dBm	35 MHz / 50 MHz
RF Power					
	Operate	+21	+10	dBm	0.1 dB Compression
	No Damage		+20	dBm	
Operating Temperature	-55	+25	+85	°C	TA