

FEATURES

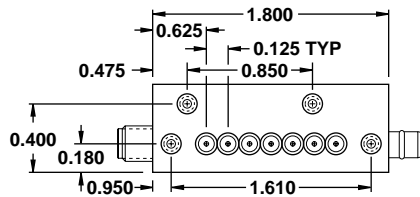
- Broad Band, 1 - 2000 MHz
- Modular Design
- Phase Tracking, ± 2 Degrees
- Hermetic Aluminum Case



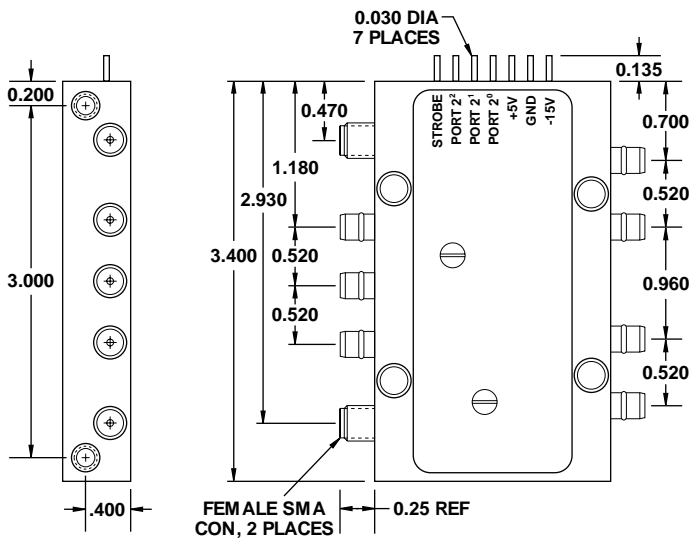
**MODEL NO.
DSWM6309**

Switch Network

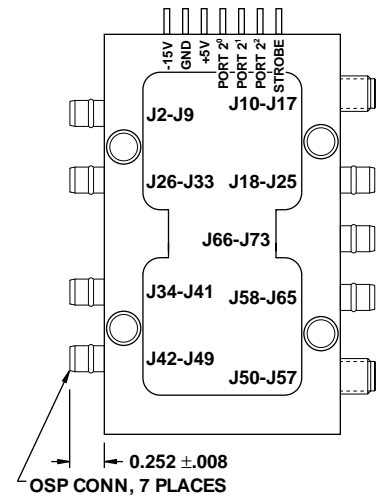
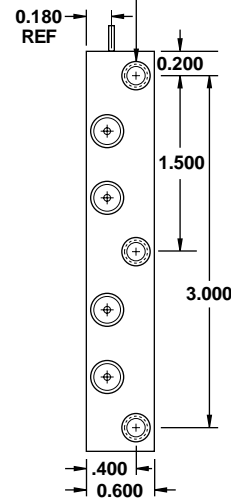
HDI



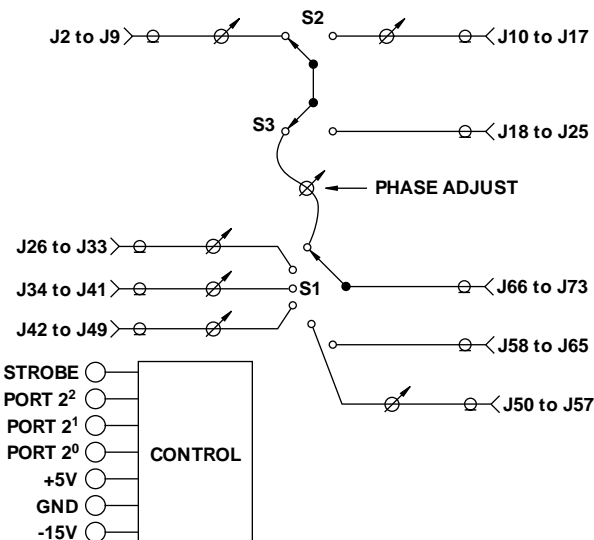
PORT SELECT					
Switch State	Port				
	2 ²	2 ¹	2 ⁰		
S1 (J66 to J73)	S2	S3	2 ²	2 ¹	2 ⁰
J58 to J65	J10 to J17	J18 to J25	0	0	0
S3	J10 to J17	S1	0	0	1
J58 to J65	J2 to J9	J18 to J25	0	1	0
S3	J2 to J9	S1	0	1	1
J50 to J57	Not Sel.	Not Sel.	1	0	0
J26 to J33	Not Sel.	Not Sel.	1	0	1
J34 to J41	Not Sel.	Not Sel.	1	1	0
J42 to J49	Not Sel.	Not Sel.	1	1	1



6 - 32 X .475 DEEP, MAX
INSERTS 3 PLACES



GUARANTEED PERFORMANCE



Parameter	Min	Typ	Max	Units	Conditions
Operating Frequency	1		1200	M Hz	J2 to J25, S1
	250		2000	M Hz	J26 to J73, S2 and S3
DC Current			50	mA	At +5 VDC Supply
			37	mA	At -15 VDC Supply
Control Type			TTL		See Logic Table
Control Current	High		±10	µA	V _{IH} = +2.7 V
	Low		±10	µA	V _{IL} = +0.5 V
Isolation	50	55		dB	Any Port to Port
Insertion Loss		1.0	1.5	dB	1 - 20 M Hz, S1
		1.5	2.0	dB	20 - 1200 M Hz, S1
		1.5	2.0	dB	1200 - 2000 M Hz, S2 and S3
		2.0	2.5	dB	250 - 1200 M Hz, S2 and S3
VSWR			1.5/1		
Intercept Points	2 nd	75	80	dBm	
	3 rd	45	49	dBm	
Amplitude Balance		±0.1	±0.3	dB	
Phase Balance			±1	DEG	1 - 20 M Hz, S1
			±2	DEG	20 - 2000 M Hz, S1, S2 and S3
P1dB Compression	+15	+21		dBm	1 - 20 M Hz
	+20	+30		dBm	20 - 2000 M Hz
	No Damage		+30	dBm	
Operating Temperature	0	+25	+70	°C	TA