

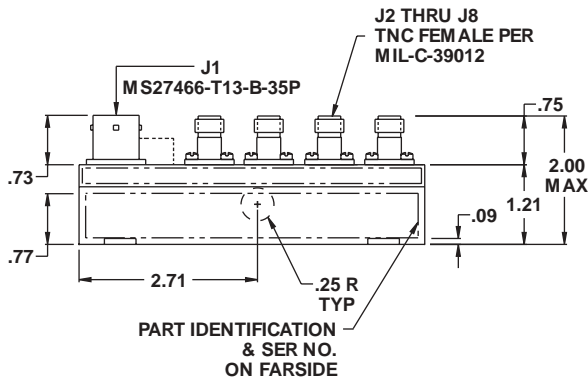
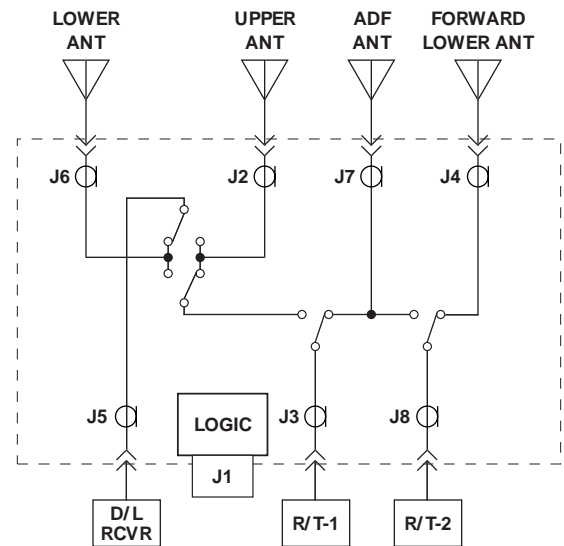
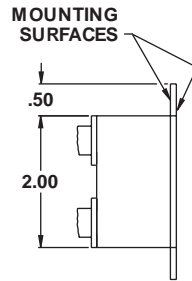
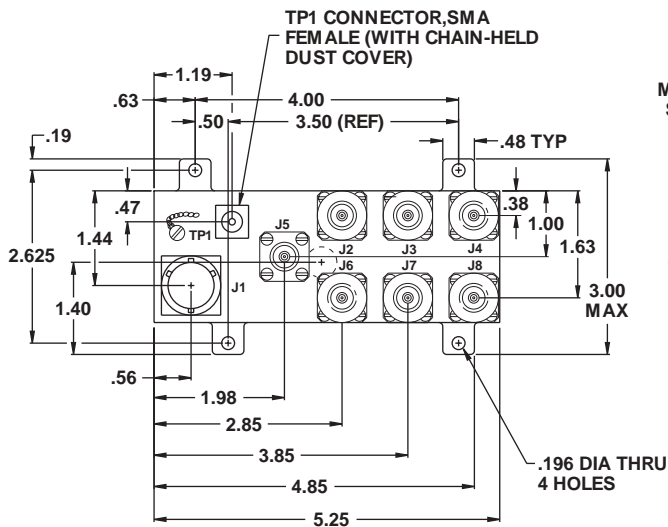
## FEATURES

- ADF Override with Key Interlock Prevents Transmission into the ADF Port
- BIT Port For Functionality Test in Aircraft
- Auto Mode Cycles R/T-1 and the D/L Receiver Between Upper and Lower Antennas
- Matrix Configuration Connects 3 R/T to 4 Antennas
- Failsafe Mode Connects R/T-1 to Lower, R/T-2 to Forward and D/L to Upper Antenna in the Event of a Power Loss
- Key Function with Memory Automatically Selects the Antenna on which the Last Signal was Received



**MODEL NO.  
100D1313**

## 4 Port Antenna Selector



.xx = .02  
.xxx = .010

## GUARANTEED PERFORMANCE

Parameter	Min	Typ	Max	Units	Conditions
Operating Frequency	DC		400	MHz	
DC Current			500	mA	At +28 VDC Supply
Insertion Loss			0.5	dB	
Isolation	All Ports	40		dB	
	RT1 to RT2	80		dB	
VSWR			1.25/1		
Impedance		50		OHMS	
Switching Speed			5	mSec	
RF Power	Operate		20	W	Average
			80	W	Peak
Operating Temperature	-54	+25	+71	°C	Intermittent @ +95°C
Weight			18.2	Oz	