

SJPJ-D3

Mar. 2008

Schottky Barrier Rectifier

General Description

SJPJ-D3 is a Schottky Barrier Diode, and has achieved low leakage current and low VF by selecting the best barrier metal.

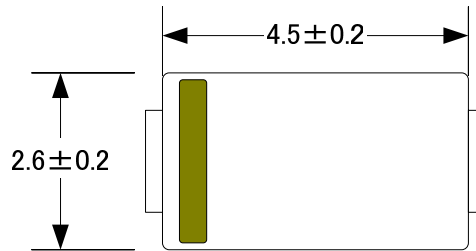
Applications

- DC-DC converters
- AC adapter
- High frequency rectification circuit

Features

- Super-high speed & low noise switching.
- Low forward voltage drop.

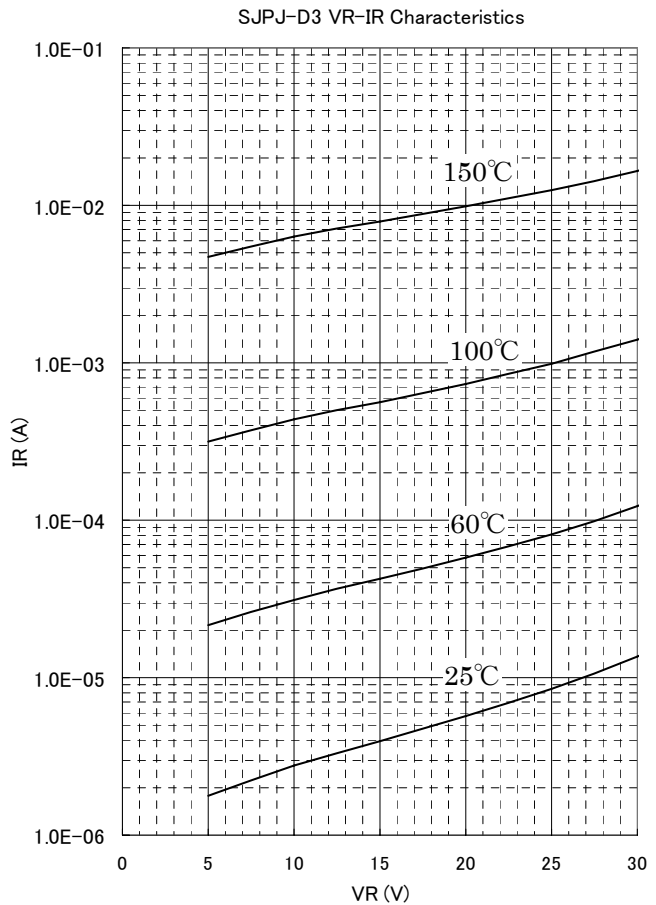
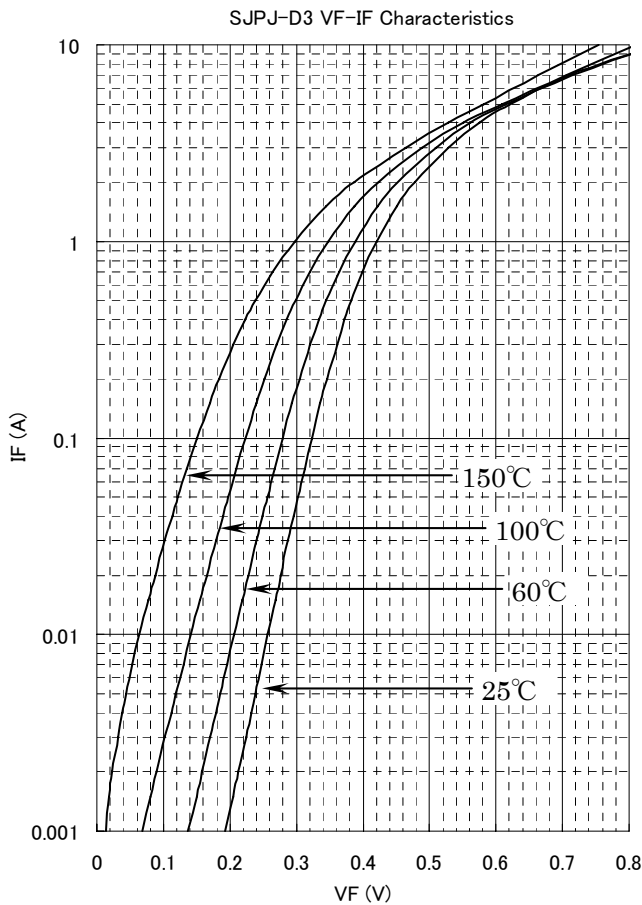
Package



Key Specifications

Symbol	Unit	Rating	Conditions
V_{RM}	V	30	
V_F	V	0.45	$I_F=1.0A$
$I_{F(AV)}$	A	1.0	

Typical Characteristics



The information included herein is believed to be accurate and reliable. However, SANKEN ELECTRIC CO., LTD assumes no responsibility for its use ; nor for any infringements of patents or other rights of third parties that may result from its use.

SJPJ-D3

Mar. 2008

Schottky Barrier Rectifier

★ Absolute maximum ratings

No.	Parameter	Symbol	Unit	Rating	Conditions
1	Transient Peak Reverse Voltage	V_{RSM}	V	30	
2	Peak Reverse Voltage	V_{RM}	V	30	
3	Average Forward Current	$I_{F(AV)}$	A	1.0	
4	Peak Surge Forward Current	I_{FSM}	A	30	Half sinewave, one shot
5	I^2t Limiting Value	I^2t	A^2s	4.5	$1msec < t < 10msec$
6	Junction Temperature	T_j	$^{\circ}C$	-40 to +150	
7	Storage Temperature	T_{stg}	$^{\circ}C$	-40 to +150	

★ Electrical characteristics (Ta=25°C, unless otherwise specified)

No.	Parameter	Symbol	Unit	Value	Conditions
1	Forward Voltage Drop	V_F	V	0.45 max.	$I_F=1.0A$
2	Reverse Leakage Current	I_R	μA	100 max.	$V_R=V_{RM}$
3	Reverse Leakage Current Under High Temperature	$H \cdot I_R$	mA	35 max.	$V_R=V_{RM}, T_j=150^{\circ}C$
4	Thermal Resistance	$R_{th(j-l)}$	$^{\circ}C/W$	20 max.	Between Junction and Lead

The information included herein is believed to be accurate and reliable. However, SANKEN ELECTRIC CO., LTD assumes no responsibility for its use ; nor for any infringements of patents or other rights of third parties that may result from its use.

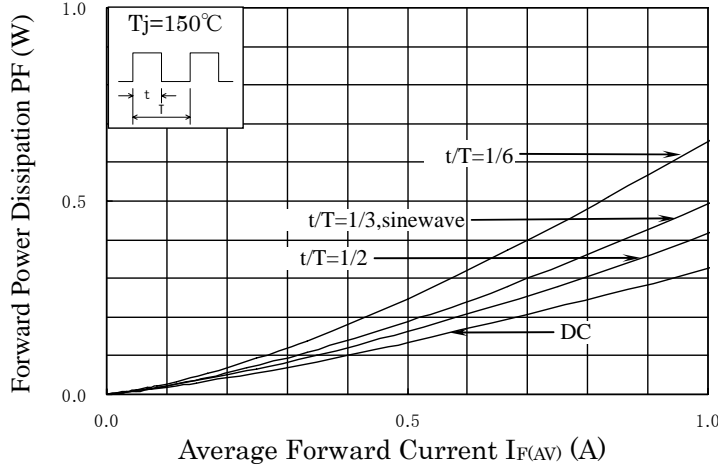
SJPJ-D3

Schottky Barrier Rectifier

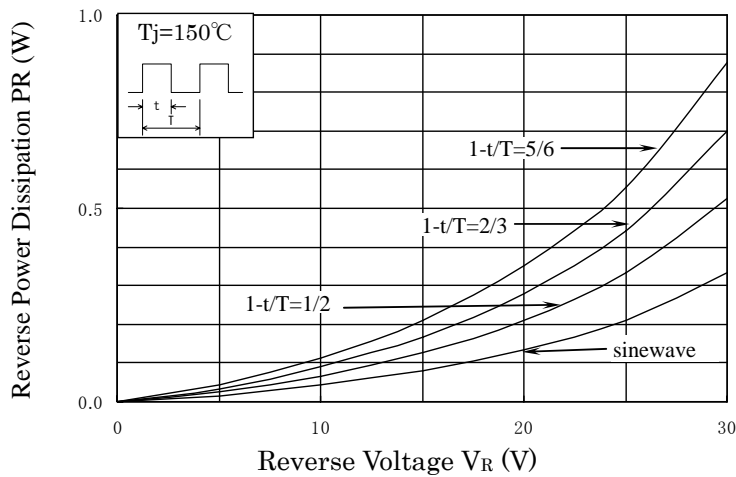
Mar. 2008

★ Characteristics

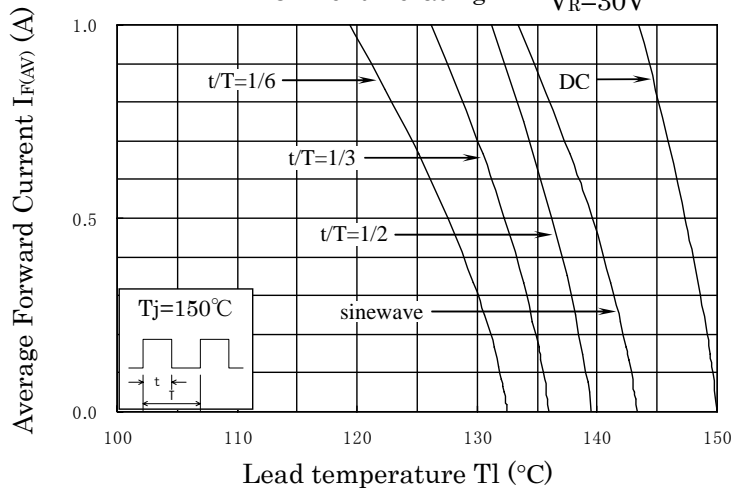
Forward Power Dissipation



Reverse Power Dissipation



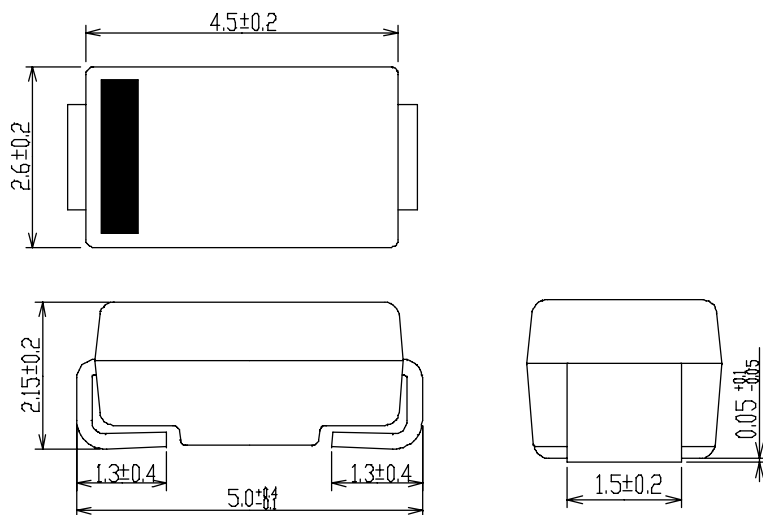
Current Derating $V_R=30\text{V}$



SJPJ-D3
Schottky Barrier Rectifier

Mar. 2008

★ Outline drawings, mm



★ Connection Diagram

