

# UHL Series Infrared Laser Line Module

Part No: UHL5-200G-808-\*\*



## Specification

OPTICAL	
Wavelength	808 nm
Optical Output Power	200 mW
Stability	<1%
Wavelength Drift	0.2nm/°C
Noise (20MHz Bandwidth)	<0.5% RMS
Laser Operation	Continuous
Laser Structure	Single Mode Laser
Line Thickness	Uniform, Fixed
Minimum Line Thickness	<2mm up to 1.5 meter
Bore sight Accuracy	<2.5mm/m
Pointing Stability	<50µrad
ELECTRICAL	
Operating Voltage <sup>1</sup>	3 to 5 VDC
Operating Current	<250 mA
Control Circuit	Auto Power Control
Electrical Connections	+Red, -Black
MECHANICAL	
Dimension	See chart
Cable	200mm
Operating Temperature	-10°C to +50°C
Storage Temperature	-40°C to +80°C
Heat Sink Requirements <sup>2</sup>	Recommended

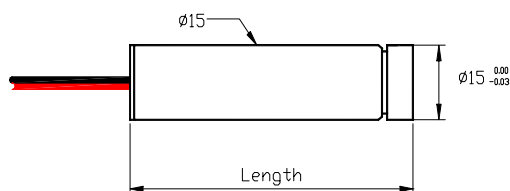
## Product Features

- High Stability and low noise
- Collimated or Adjustable focus beam
- Reverse Polarity Protection
- Custom Options Available

## Application

- Measurement
- Bioanalytical
- Automation
- Alignment

## Mechanical Drawing



### Notes

1. Higher operating voltage version (9 to 12V) is available, the part No. will be: UHL12-200G-808-\*\*.

2. Heat Sink: The UHL Series Infrared Laser Line Module is designed to operate without heat sink. Do not restrict air circulation around the device; an additional heat sink can be used to maximize the performance and life time of the laser.

**Caution:** The case is internally connected to the circuit; damage to the anodized surface may result in failure of the laser module.



Sold only for OEM use. OEM responsible for compliance with all applicable safety regulations

**Operational Hazard-Semiconductor Laser Diode Module:** This laser module emits radiation that is invisible and harmful to human eye. When in use, do not look directly into the laser emitting aperture. Direct viewing of laser diode emission at close range may cause eye damage.

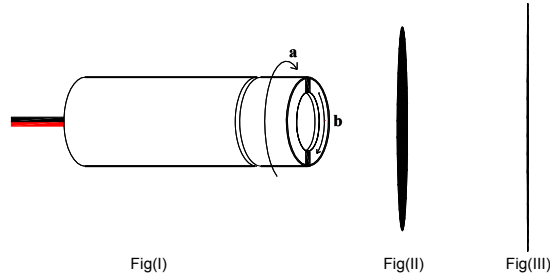
**Limited Warranty:** One year. No warranty coverage for disassembly, modifications or damage due to abuse or misapplication.

## World Star Tech.

321 Lesmill Rd. Toronto, Ont. M3B 2V1 Canada  
Tel: (416) 363-3332 Fax: (416) 363-3112 www.worldstartech.com

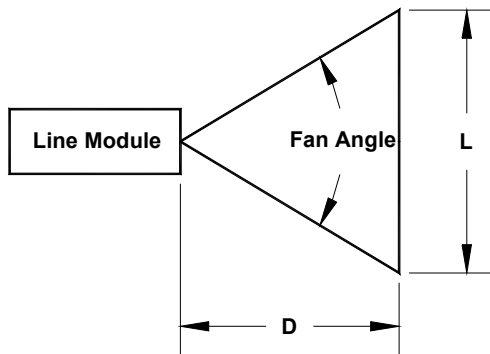
# UHL Series Infrared Laser Line Module

## Focus Adjustment of Line Generators



The line generator lens assembly consists of: aspherical lens assembly *a* and cylindrical lens assembly *b*. Lens assembly *a* adjusts the coarse thickness of the line and lens assembly *b* adjusts the fine thickness of the line. To focus the line at a given distance rotate lens assembly *a*, until you get the thinnest possible line. Your line at this point may look like the line in Fig (II), thick in the center and thin along the edges. To adjust to a thin line focused line (Fig (III)), keep lens assembly *a* fixed and gently rotate lens assembly *b* (<90°) (making sure not to move lens assembly *a* during this process) until you get a thin uniform line as shown in Fig (III).

## Fan Angle Selection Guide



L: Line Length  
D: Distance  
a: Factor

For given Fan Angle, the Line Length **L** at distance **D** is calculated using the equation :

$$L = a \times D$$

For Example: using 4 ° Fan Angle at distance of 1.5m, the Line Length will be  $L = 0.07 \times 1.5m = 0.105m$ ;

Part No.	Fan angle	Factor a	Line Length(m)			Laser Class	Dimension (Diameter × Length)
			D=0.5m	D=1m	D=3m		
UHL5-200G-808-04	4 °	0.07	0.04	0.07	0.21	IIIb	15mm × 75mm
UHL5-200G-808-15	15°	0.26	0.13	0.26	0.78	IIIb	15mm × 75mm
UHL5-200G-808-30	30 °	0.54	0.27	0.54	1.62	IIIb	15mm × 75mm
UHL5-200G-808-45	45°	0.83	0.42	0.83	2.49	IIIb	15mm × 75mm
UHL5-200G-808-60	60 °	1.15	0.58	1.15	3.45	IIIb	15mm × 75mm
UHL5-200G-808-75	75 °	1.53	0.77	1.53	4.59	IIIb	15mm × 75mm
UHL5-200G-808-90	90°	2.00	1.00	2.00	6.00	IIIb	12mm × 80mm