

LINEAR SYSTEMS

Twenty-Five Years Of Quality Through Innovation

FEATURES

DIRECT REPLACEMENT FOR SILICONIX J/SST201 SERIES

LOW CUTOFF VOLTAGE $V_{GS(off)} \leq 1.5V$

HIGH GAIN $A_V = 80 V/V$

ABSOLUTE MAXIMUM RATINGS¹

@ 25 °C (unless otherwise stated)

Maximum Temperatures

Storage Temperature -55 to +150 °C

Operating Junction Temperature -55 to +150 °C

Maximum Power Dissipation

Continuous Power Dissipation $T_A=25^\circ C$ 350mW

Maximum Current

Forward Gate Current 50mA

Maximum Voltages

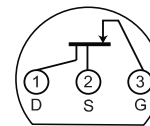
Gate to Drain Voltage -40V

Gate to Source Voltage -40V

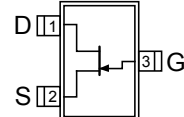
J/SST201 SERIES

HIGH GAIN
N-CHANNEL JFET

J SERIES
TO-92
TOP VIEW



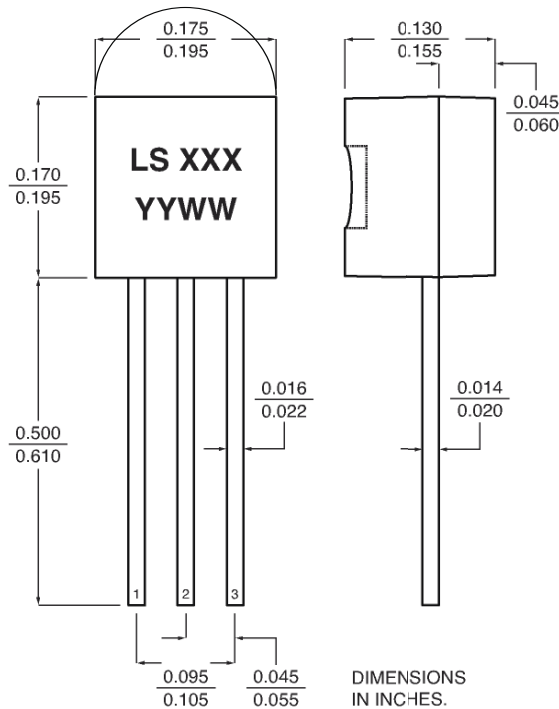
SST SERIES
SOT-23
TOP VIEW



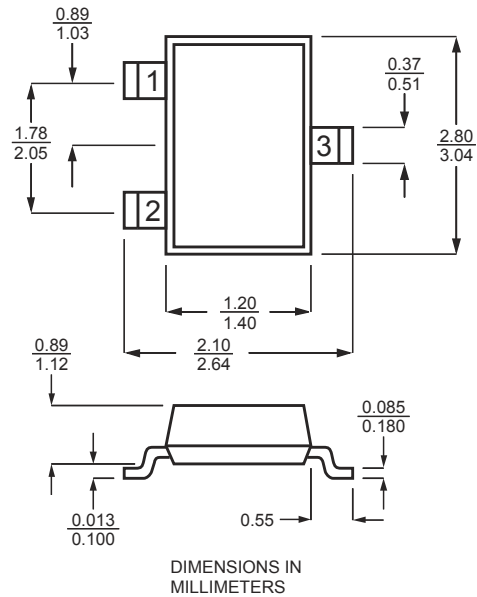
ELECTRICAL CHARACTERISTICS @ 25 °C (unless otherwise stated)

SYMBOL	CHARACTERISTIC	MIN	TYP	MAX	UNITS	CONDITIONS
BV_{GSS}	Gate to Source Breakdown Voltage	J/SST201, 202	-40		V	$I_G = -1\mu A, V_{DS} = 0V$
		J/SST204	-25			
$V_{GS(off)}$	Gate to Source Cutoff Voltage	J/SST201	-0.3	-1.5		$V_{DS} = 15V, I_D = 10nA$
		J/SST202	-0.8	-4		
		J/SST204	-0.2	2		
I_{DSS}	Drain to Source Saturation Current ²	J/SST201	0.2	1	mA	$V_{DS} = 15V, V_{GS} = 0V$
		J/SST202	0.9	4.5		
		J/SST204	0.2	3		
I_{GSS}	Gate Reverse Current			-100	pA	$V_{GS} = -20V, V_{DS} = 0V$
I_G	Gate Operating Current		-2			$V_{DG} = 10V, I_D = 0.1mA$
$I_{D(off)}$	Drain Cutoff Current		2			$V_{DS} = 15V, V_{GS} = -5V$
g_{fs}	Forward Transconductance	J/SST201, 204	0.5		mS	$V_{DS} = 15V, V_{GS} = 0V, f = 1kHz$
		J/SST202	1			
C_{iss}	Input Capacitance		4.5		pF	$V_{DS} = 15V, V_{GS} = 0V, f = 1MHz$
C_{rss}	Reverse Transfer Capacitance		1.3			
e_n	Noise Voltage		6		nV/ \sqrt{Hz}	$V_{DS} = 10V, V_{GS} = 0V, f = 1kHz$

TO-92



SOT-23



1. Absolute maximum ratings are limiting values above which serviceability may be impaired.
2. Pulse Test: $PW \leq 300\mu s$, Duty Cycle $\leq 3\%$

Information furnished by Linear Integrated Systems is believed to be accurate and reliable. However, no responsibility is assumed for its use; nor for any infringement of patents or other rights of third parties which may result from its use. No license is granted by implication or otherwise under any patent or patent rights of Linear Integrated Systems.

3. All characteristics MIN/TYP/MAX numbers are absolute values. Negative values indicate electrical polarity only.

Linear Integrated Systems (LIS) is a 25-year-old, third-generation precision semiconductor company providing high-quality discrete components. Expertise brought to LIS is based on processes and products developed at Amelco, Union Carbide, Intersil and Micro Power Systems by company President John H. Hall. Hall, a protégé of Silicon Valley legend Dr. Jean Hoerni, was the director of IC Development at Union Carbide, co-founder and vice president of R&D at Intersil, and founder/president of Micro Power Systems.