


VHF 136-220 MHz

VHF COILS/WHIPS

Model	Type	Frequency (MHz)	Gain (dBd/dBi)	Max Height (in)	Power Rating (Watts)	Whip Color	Cable Assembly/ Mount	Connector
MHW150BCO	1/2 λ	144-174	0/2	2.5	200	Coil Only	Order Separately	
MHW150C	1/2 λ	144-174	0/2	51.5	200	Stainless	Order Separately	
NMO150BCO	5/8 λ	144-174		2.5	200	Coil Only	Order Separately	
NMO150B	5/8 λ	144-174	3/5.14	51.5	200	Black	Order Separately	
NMO150C	5/8 λ	144-174	3/5.14	51.5	200	Stainless	Order Separately	
NMO150BK	5/8 λ	144-174	3/5.14	51.5	200	Black	17' RG-58A/U	PL-259
NMO150CK	5/8 λ	144-174	3/5.14	51.5	200	Stainless	17' RG-58A/U	PL-259
NMO150HWBCO	5/8 λ	144-174		2.5	200	Coil Only	Order Separately	
NMO150BHW	1/2 λ	144-174	0/2	51.5	200	Black	Order Separately	
NMO150CHW	1/2 λ	144-174	0/2	51.5	200	Stainless	Order Separately	
NMOU150D	Loaded 1/4 λ	150-165	0/2	18	200	Black	Order Separately	
NMOU155D	Loaded 1/4 λ	155-170	0/2	18	200	Stainless	Order Separately	
NMOWB150BCO	Wideband 1/2 λ	135-174		2.75	100	Coil Only	Order Separately	
NMOWB150B	Wideband 1/2 λ	135-174	0/2	51.75	100	Black	Order Separately	
NMOWB150C	Wideband 1/2 λ	135-174	0/2	51.75	100	Stainless	Order Separately	
NMOWB150BK	Wideband 1/2 λ	135-174	0/2	51.75	100	Black	17' RG-58A/U	PL-259
NMOWBQB	Wideband 1/4 λ	150-170	0/2	20	200	Black	Order Separately	
NMOWBQC	Wideband 1/4 λ	150-170	0/2	20	200	Stainless	Order Separately	
NMOQW144	1/4 λ	144-152	0/2	19	200	Stainless	Order Separately	
NMOQW152	1/4 λ	152-162	0/2	19	200	Stainless	Order Separately	
LM150BCO	5/8 λ	144-174		2.75	200	Coil Only	Order Separately	
LM150B	5/8 λ	144-174		51.75	200	Black	Order Separately	
LM150C	5/8 λ	144-174		51.75	200	Stainless	Order Separately	
LMWBQ	Wideband 1/4 λ	150-170	0/2	18.5	200	Stainless	Order Separately	
LMWBQB	Wideband 1/4 λ	150-170	0/2	18.5	200	Black	Order Separately	
PO150BCO	5/8 λ	144-174	0/2	2.5	200	Coil Only	Order Separately	
PO150B	5/8 λ	144-174	0/2	51.5	200	Black	Order Separately	
PO150C	5/8 λ	144-174	0/2	51.5	200	Black	Order Separately	



The most commonly used cable assembly/mount is the NMOKHFUD (27 MHz to 6 GHz) with 17' of UD (RG-58/U Dual Shield).

NOTE: Larsen springs (SPRING or SPRINGB) can be added to most mobile antennas.



www.pulseelectronics.com/products/antennas

NOTE: Antennas are not to scale

VHF 136-220 MHz

VHF GLASS MOUNT

Model	Type	Frequency (MHz)	Gain (dBd/dBi)	Max Height (In)	Power Rating (Watts)	Whip Color	Cable Assembly/ Mount	Connector
KGFFREQUDPL2	VHF Disguise	140-149	0/2	20	100	Black	14' RG-58/U	PL-259
KGFFREQUDPL3	VHF Disguise	150-159	0/2	20	100	Black	14' RG-58/U	PL-259
KGFFREQUDPL4	VHF Disguise	160-170	0/2	20	100	Black	14' RG-58/U	PL-259
KG144O/S	1/2 λ	144-160	0/2	48	100	Black	Order Separately	
KG144UD	1/2 λ	144-160	0/2	48	100	Black	14' RG-58/U	No Conn
KG144UDPL	1/2 λ	144-160	0/2	48	100	Black	14' RG-58/U	PL-259
KG160O/S	1/2 λ	160-174	0/2	47	100	Black	Order Separately	
KG160UD	1/2 λ	160-174	0/2	47	100	Black	14' RG-58/U	No Conn
KG160UDPL	1/2 λ	160-174	0/2	47	100	Black	14' RG-58/U	PL-259
KGVHFUDI/S	Inside Cable Unit	144-174			100		14' RG-58/U	No Conn



VHF LOW PROFILE

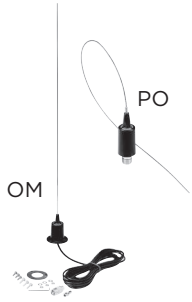
Model	Frequency (MHz)	Gain (dBd/dBi)	Size H x DIA (In)	Power Rating (Watts)	Color	Cable Assembly/ /Mount
LP152NMO	151.02-152.98	0/2	3.75 x 4.5	60	Black	Order Separately
LP154NMO	152.96-155.04	0/2	3.75 x 4.5	60	Black	Order Separately
LP156NMO	154.42-156.58	0/2	3.75 x 4.5	60	Black	Order Separately
LP158NMO	156.38-158.62	0/2	3.75 x 4.5	60	Black	Order Separately
LP160NMO	158.33-160.67	0/2	3.75 x 4.5	60	Black	Order Separately
LP162NMO	160.29-162.71	0/2	3.75 x 4.5	60	Black	Order Separately
LP164NMO	162.75-165.25	0/2	3.75 x 4.5	60	Black	Order Separately
LP167NMO	165.21-167.79	0/2	3.75 x 4.5	60	Black	Order Separately
LP169NMO	167.68-170.32	0/2	3.75 x 4.5	60	Black	Order Separately
LP171NMO	170.16-172.84	0/2	3.75 x 4.5	60	Black	Order Separately
LP174NMO	172.14-174.86	0/2	3.75 x 4.5	60	Black	Order Separately

The most commonly used cable assembly/mount is the NMOKHFUD (27 MHz to 6 GHz) with 17' of UD (RG-58/U Dual Shield).

1 800 ANTENNA (268-3662)

NOTE: Antennas are not to scale

VHF 136-220 MHz



VHF DIRECT MOUNTS

Model	Type	Frequency (MHz)	Gain (dBd/dBi)	Max Height (In)	Power Rating (Watts)	Whip Color	Cable Assembly	Connector
OM150BCO	1/2 λ	144-174		3	200	Coil Only	17' RB-58A/U	PL-259
OM150CK	1/2 λ	144-174	0/2	51.75	200	Stainless	17' RB-58A/U	PL-259
PHW150BCO	1/2 λ	144-174	0/2	2.5	200	Coil Only	Order Separately	
PHW150C	1/2 λ	144-174	0/2	56.5	200	Stainless	Order Separately	




VHF MAGNETIC MOUNTS

Model	Type	Frequency (MHz)	Gain (dBd/dBi)	Max Height (In)	Power Rating (Watts)	Whip Color	Cable Assembly	Connector
MSTFME	Tunable 1/4 λ	144-965	0/2	21	50	Black	12' RG-174	FME Crimp

VHF 220 MHz

Model	Type	Frequency (MHz)	Gain (dBd/dBi)	Max Height (In)	Power Rating (Watts)	Whip Color	Cable Assembly/ Mount
NMO220BCO	5/8 λ	220-225	3/5.2	2.5	200	Coil Only	Order Separately
NMO220B	5/8 λ	220-225	3/5.2	30	200	Black	Order Separately
NMO220C	5/8 λ	220-225	3/5.2	30	200	Stainless	Order Separately
NMO220HWBCO	1/2 λ	220-225		3	200	Coil Only	Order Separately
NMO220CHW	1/2 λ	220-225	0/2	30	200	Stainless	Order Separately



The most commonly used cable assembly/mount is the NMOKHFUD (27 MHz to 6 GHz) with 17' of UD (RG-58/U Dual Shield).

NOTE: Larsen springs (SPRING or SPRINGB) can be added to most mobile antennas.

