

# SMT Power Inductors

Power Beads - PA2509NL Series



- Current Rating:** Over 75A<sub>pk</sub>
- Inductance Range:** 70μH to 200μH
- Height:** 8.0mm Max
- Footprint:** 7.0mm x 8.5mm Max

## Electrical Specifications @ 25°C - Operating Temperature -40°C to +130°C<sup>1</sup>

Part Number	Inductance @ 0A <sub>DC</sub> (μH ±10%)	Inductance @ I <sub>rated</sub> (μH TYP)	I <sub>rated</sub> <sup>1</sup> (A <sub>DC</sub> )	DCR <sup>2</sup> (mΩ)	Saturation Current <sup>3</sup> (A TYP)		Heating <sup>4</sup> Current (A TYP)
					25°C	100°C	
PA2509.700NL	70	70	30	0.35 ±8.5%	107	75+	33
PA2509.900NL	90	90	30		83	75	
PA2509.101NL	105	105	30		75	66	
PA2509.121NL	120	120	30		64	58	
PA2509.161NL	160	160	30		48	43	
PA2509.201NL	200	190	30		36	31	

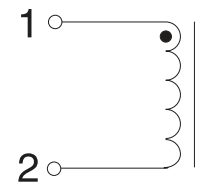
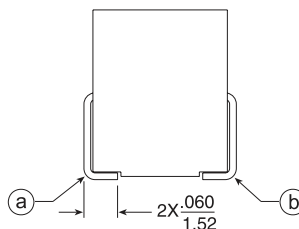
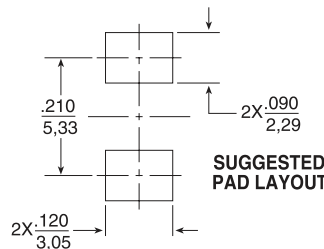
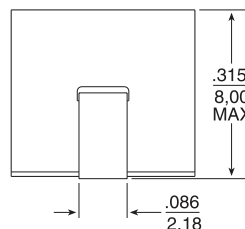
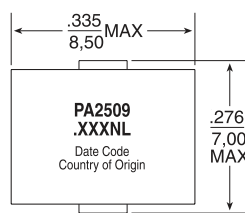
### Notes:

- The rated current as listed is either the saturation current or the heating current depending on which value is lower.
- The nominal DCR is measured from point (a) to point (b), as shown on the mechanical drawing below.
- The saturation current is the typical current which causes the inductance to drop by 20% at the stated ambient temperatures (25°C and 100°C). This current is determined by placing the component in the specified ambient environment and applying a short duration pulse current (to eliminate self-heating effects) to the component.
- The heating current is the DC current which causes the part temperature to increase by approximately 40°C. This current is determined by soldering the component on a typical application PCB, and then applying the current to the device for 30 minutes.
- In high volt\*time applications, additional heating in the component can occur due to core losses in the inductor which may necessitate derating the current in order to limit the temperature rise of the component. To determine the approximate total losses (or temperature rise) for a given application, the coreloss and temperature rise curves can be used.
- Optional tape and reel packaging can be ordered by adding a "T" suffix to the part number (i.e. PA2509.121NL becomes PA2509.121NLT). Pulse complies to industry standard tape and reel specification EIA481. The tape and reel for this product has a width (W=24mm), pitch (Po=16.0mm) and depth (Ko=8.9mm).
- The temperature of the component (ambient plus temperature rise) must be within the stated operating temperature range.

## Mechanical

## Schematic

### PA2509.XXXNL



Weight .....1.5 grams

Tape & Reel .....500/reel

Dimensions: Inches  
mm

Unless otherwise specified, all tolerances are ± .010  
0,25

USA 858 674 8100

Germany 49 7032 7806 0

Singapore 65 6287 8998

Shanghai 86 21 62787060

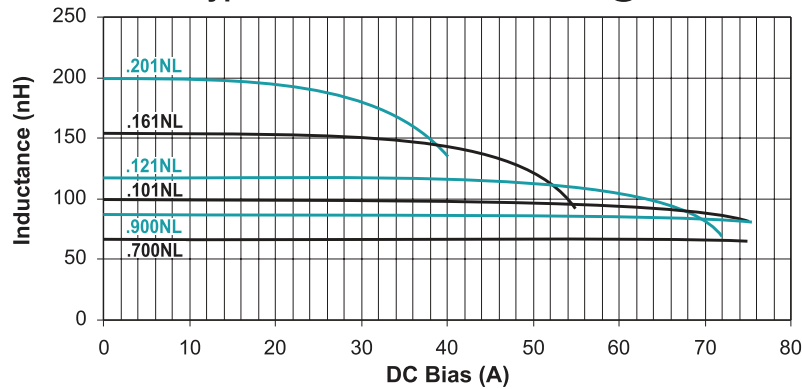
China 86 755 33966678

Taiwan 886 3 4356768

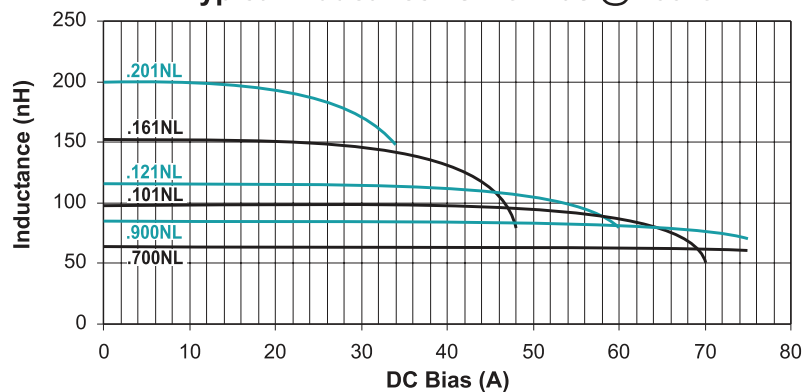
# SMT Power Inductors

Power Beads - PA2509NL Series

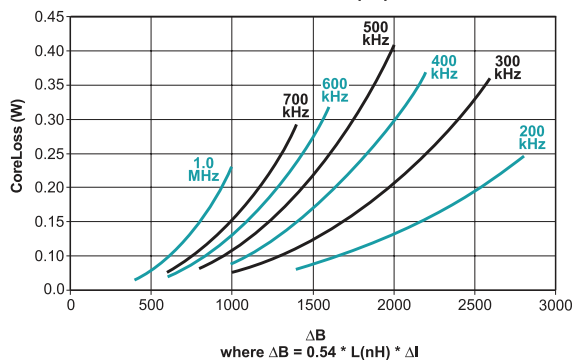
Typical Inductance vs DC Bias @ 25°C



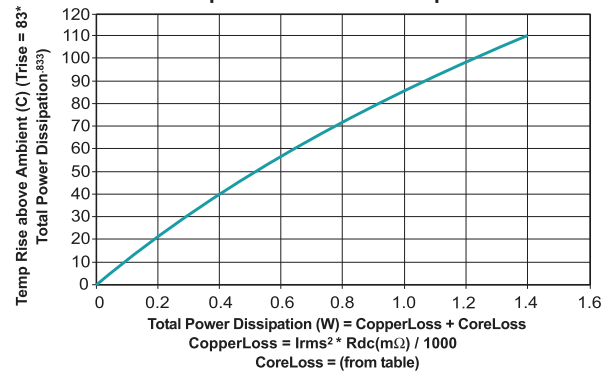
Typical Inductance vs DC Bias @ 100°C



CoreLoss (W)



Temp Rise vs Power Dissipation



## For More Information

### Pulse Worldwide Headquarters

12220 World Trade Drive  
San Diego, CA  
92128  
U.S.A.

Tel: 858 674 8100  
Fax: 858 674 8262

### Pulse Europe

Einsteinstrasse 1  
D-71083 Herrenberg  
Germany

Tel: 49 7032 78060  
Fax: 49 7032 7806 135

### Pulse China Headquarters

B402, Shenzhen Academy of  
Aerospace Technology Bldg.  
10th Kejinan Road  
High-Tech Zone  
Nanshan District  
Shenzhen, PR China  
518057  
Tel: 86 755 33966678  
Fax: 86 755 33966700

### Pulse North China

Room 2704/2705  
Super Ocean Finance  
Ctr.  
2067 Yan An Road  
West  
Shanghai 200336  
China

Tel: 86 21 62787060  
Fax: 86 2162786973

### Pulse South Asia

135 Joo Seng Road  
#03-02  
PM Industrial Bldg.  
Singapore 368363

Tel: 65 6287 8998  
Fax: 65 6287 8998

### Pulse North Asia

3F, No. 198  
Zhongyuan Road  
Zhongli City  
Taoyuan County 320  
Taiwan R. O. C.  
Tel: 886 3 4356768  
Fax: 886 3 4356823 (Pulse)  
Fax: 886 3 4356820 (FRE)

Performance warranty of products offered on this data sheet is limited to the parameters specified. Data is subject to change without notice. Other brand and product names mentioned herein may be trademarks or registered trademarks of their respective owners. © Copyright, 2013. Pulse Electronics, Inc. All rights reserved.