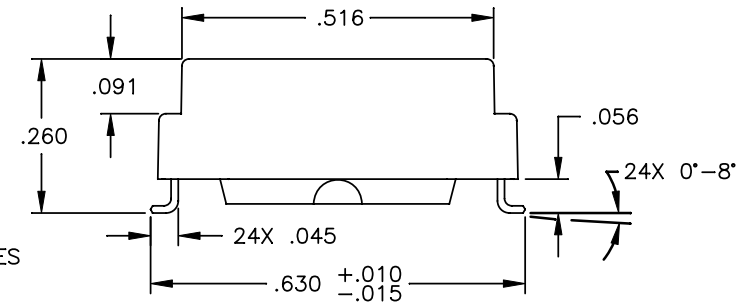
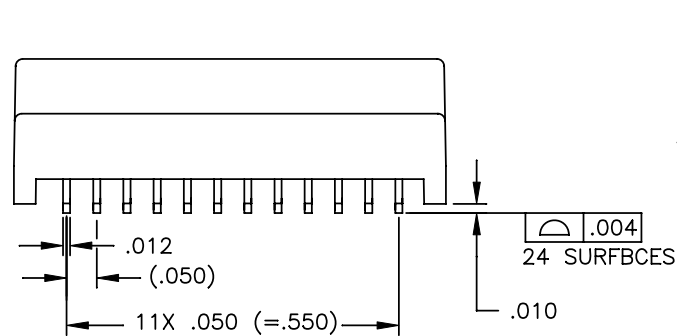
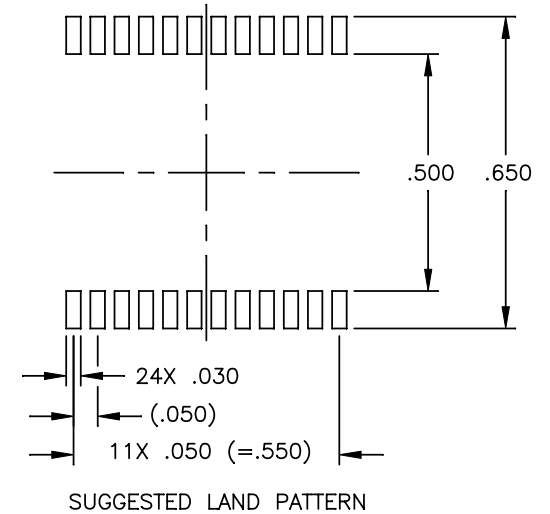
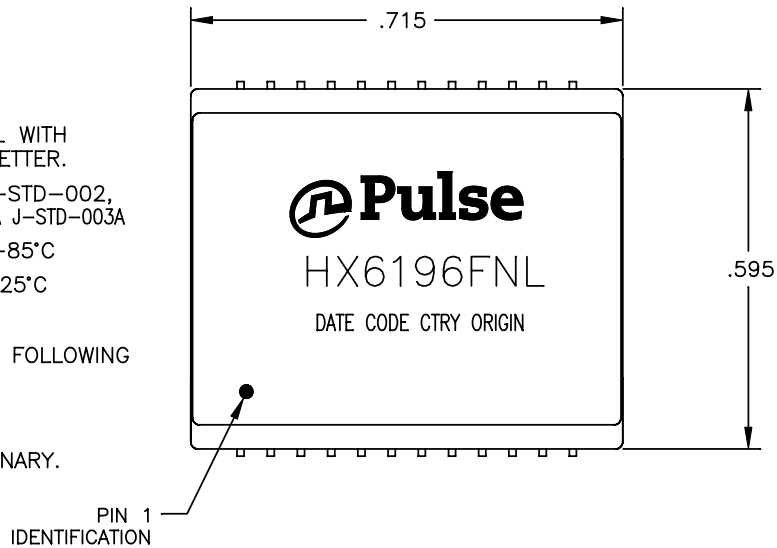


NOTES: UNLESS OTHERWISE SPECIFIED

1.

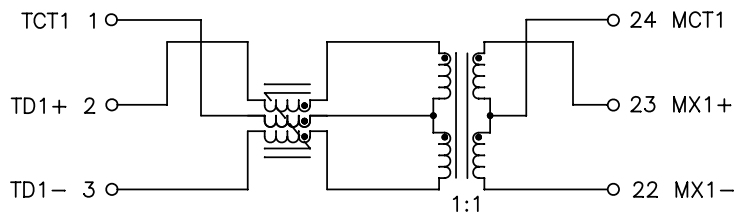
NOTICE:	THIS IS A RoHS COMPLIANT COMPONENT/PRODUCT. ALL ENGINEERING CHANGES MUST HAVE PRIOR APPROVAL BY THE DESIGN CENTER.
RoHS ✓	

2. PLASTIC: THERMOSET PLASTIC MATERIAL WITH FLAMMABILITY RATING UL 94V-0 OR BETTER.
3. SOLDERABILITY: CONFORMS TO ANSI/J-STD-002, 245°C REFLOW PEAK TEMPERATURE PER IPC/EIA J-STD-003A
4. OPERATING TEMPERATURE: -40°C TO +85°C
5. STORAGE TEMPERATURE: -50°C TO +125°C
6. JEDEC MOISTURE: LEVEL 1.
7. DIMENSIONS ARE IN INCHES WITH THE FOLLOWING TOLERANCES:
.XX = ±.02
.XXX = ±.010
8. REVISION: MP1, MP2, ARE PRELIMINARY.

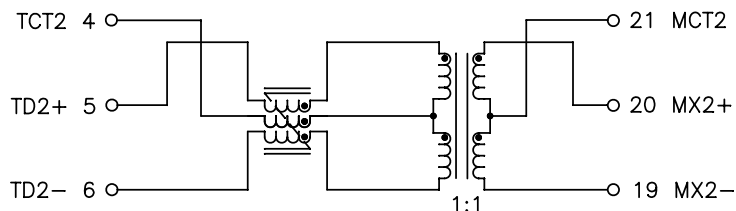


PULSE CONFIDENTIAL & PROPRIETARY	PRODUCT DESCRIPTION	PS DRAWING	SHEET:	DWG. NO./ PART NO.	REV.
	MDL,SIN,1GP,1:1,SM,TU	PS-2744.001-A	1	HX6196FNL	MP1

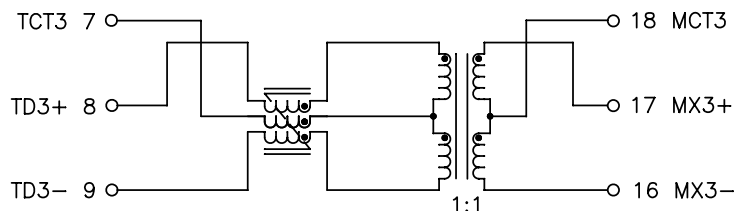
CHANNEL A



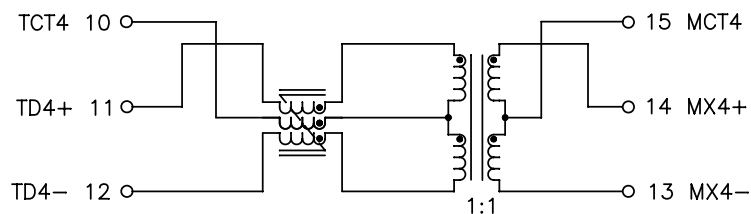
CHANNEL B



CHANNEL C



CHANNEL D



SCHEMATIC

ELECTRICAL CHARACTERISTICS AT +25°C

PARAMETER	SPECIFICATIONS	
OPERATING TEMPERATURE	-40°C - +85°C	
URNS RATIO	1.00 ± 2%	
INTERWINDING CAPACITANCE (C _{ww})	20 pF TYP. @ 1 MHz	
LEAKAGE INDUCTANCE (LL)	250 nH TYP. @ 100 kHz, 100 mV	
URNS RATIO	1.00 ± 2%	
INSERTION LOSS	100 KHz	1-125 MHz
	-1.2 dB MAX	-0.2-0.002*f ^{1.4} dB MAX
RETURN LOSS (Z OUT = 100 OHM ±15%)	1-40 MHz	40-100 MHz
	-16 dB MIN	-10+20*LOG ₁₀ (f/80 MHz) dB MIN
INDUCTANCE (OCL) (MEDIA SIDE, -40 - +85°C)	350 uH MIN @ +25°C	
	300 uH MIN CROSS -40°C~85°C (MEASURED AT 100 KHz, 100 mVRMS WITH 24 mA DC BIAS)	
CROSSTALK, ADJACENT CHANNELS	1 MHz	10-100 MHz
	-50 dB MIN	-55+22*LOG ₁₀ (f/10) dB MIN
COMMON MODE REJECTION RATIO	2 MHz	30-200 MHz
	-50 dB MIN	-15+20*LOG ₁₀ (f/200) dB MIN
DC CURRENT/VOLTAGE RATING	720 mA, @ 57 V (CONTINUOUS)	
DC RESISTANCE, 1/2 WINDING	.30 OHMS TYP.	
DC RESISTANCE BALANCE	±.05 OHMS MAX (CENTER TAP SYMMETRY)	
INPUT - OUTPUT ISOLATION	1500 VRMS MIN @ 60 SECONDS	

NOTE: f IS FREQUENCY IN MHZ.