

TANTALUM CAPACITOR- DIPPED

RESIN COATED, INFLAMMABLE AND MOISTURE RESISTANT EPOXY POWDER

TS19

FEATURES

- TS19 Series are epoxy-coated solid electrolyte tantalum capacitors are encapsulated with flame-retardant yellow epoxy powder, marked with laser.
- TS19 meets and exceeds the requirements of IEC Specification 384-15-3, IECQ Specification QC300201/US0003 and Technical Specification SJ/T10856-96.
- Highly used in military and civil applications , such as TV sets, camcorders, computers, program-controlled electronic telephone switching systems, telephones, instruments and meters.
- RoHS Compliance & Lead Free Terminations.

SPECIFICATIONS

Rated Voltage	D.C. 4V ~ 50V
Operating Temperature Range	-55°C to +125°C (>85°C with rated voltage derating.)
Capacitance Range	0.047µF to 680µF
Capacitance Tolerance	±20%(M), ±10%(K), ±5%(J) (For special order)
DC Leakage Current	$I_o \leq 0.02C_R V_R$ or 1 µA (25°C) (Whichever is greater)
Case Sizes and Dimensions	Please see Table 2
Dissipation Factor at 25°C	Please see Table 1
Temperature Characteristics	Please see Table 1



TEMPERATURE CHARACTERISTICS

Table 1

Capacitance (µF)	Capacitance Change (%)			DF Max. (%)				DCL Max. (µA)		
	-55°C	+85°C	+125°C	-55°C	+25°C	+85°C	+125°C	+25°C	+85°C	+125°C
≤1.0	±10	±15	±25	6	4	6	6	$I_o \leq 0.02 C_R U_R$ or 1µA whichever is greater	+10 I_o	+12.5 I_o
1.5 ~ 68				8	6	8	8			
10 ~ 68				10	8	10	10			
100 ~ 680				12	10	12	12			

DIMENSIONS - MILLIMETERS

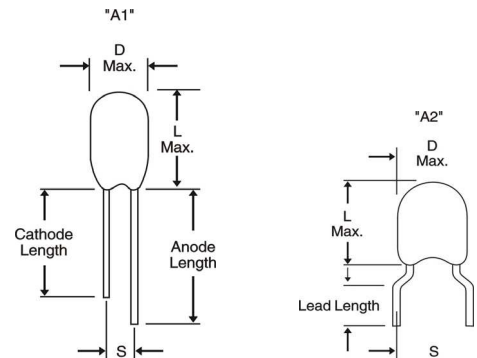
Table 2

Case Size	D (max)	L (max)	S (±1mm)	d (±0.05mm)
A	4.5	7.0	2.54	0.5
B	5.0	8.0	2.54	0.5
C	5.5	9.5	2.54	0.5
D	6.5	11.0	2.54	0.5
E	8.5	13.0	5.08	0.5
F	9.5	16.5	5.08	0.5

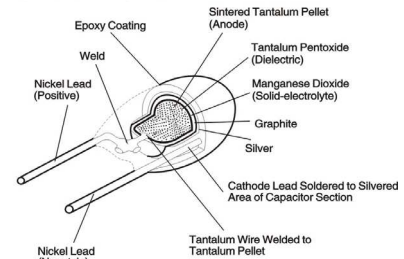
Rated Voltage, Nominal Capacitance and Case Sizes

Table 3

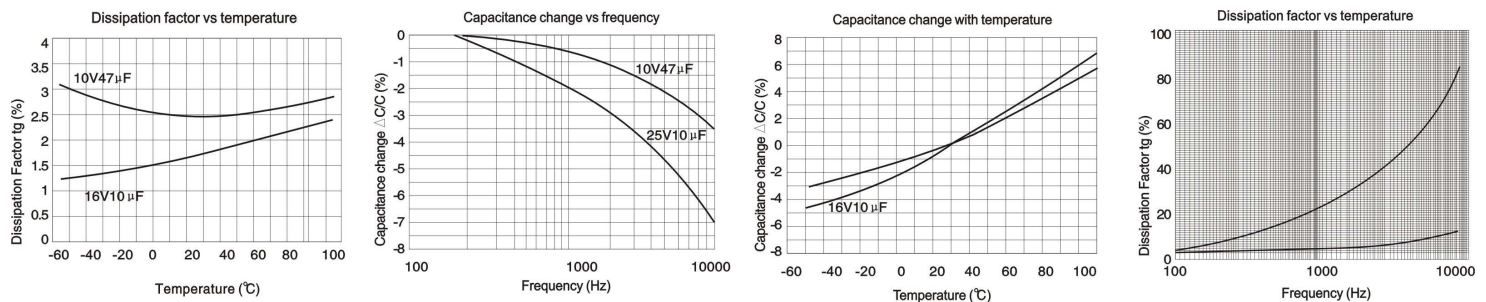
U_R	V	4	6.3	10	16	20	25	35	50
Derated Voltage $\leq +125^\circ\text{C}$ (V)		2.7	4	7	10	15	17	23	33
Surge Voltage $\leq +85^\circ\text{C}$ (V)		5	8	13	20	26	32	46	65
Capacitance (µF)	Case Size								
0.047								A	A
0.068								A	A
0.1								A	A
0.15								A	A
0.22								A	A
0.33								A	A
0.47								A	A
0.68								A	A
1.0					A	A	A	A	B
1.5					A	A	A	A	C
2.2				A	A	A	A	A	C
3.3			A	A	A	B	B	B	D
4.7		A	A	A	B	B	B	C	D
6.8		A	A	B	B	C	C	D	E
10		A	B	B	B	C	C	D	E
15		A	B	C	C	D	D	E	F
22		B	C	C	C	D	D	E	F
33		B	C	D	D	E	E	F	F
47		C	D	D	D	E	E	F	F
68		D	D	D	E	F	F	F	F
100		D	E	E	D	F	F	F	F
150		E	E	E	F				
220		E	E	F					
330		F	F						
470		F	F						
680		F	F						



Sintered Cylindrical Epoxy-coated Solid Electrolyte Tantalum Capacitor



Typical Characteristic Curve



Note: Specifications are subject to change without notice. For more details and updates, please visit our website.