

**DISCONTINUED**

# TS03Q

**FEATURES**

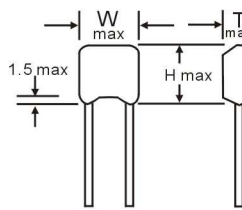
- Small size
- Excellent electric characteristics in non-inductive construction
- RoHS directive compliant

**APPLICATIONS**

- General purpose

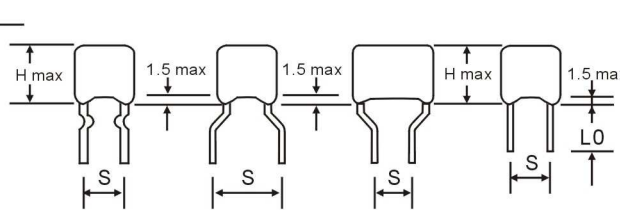


• Straight lead



(1)

• Formed lead

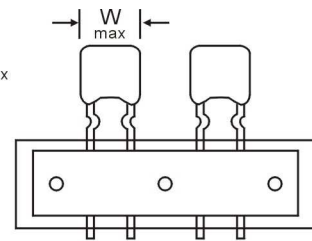


(2)

(3)

(4)

(5)



(6)

SPECIFICATIONS	
Capacitance Range	0.001 $\mu$ F to 0.033 $\mu$ F
Operating temp. Range	-45°C to +85°C (105°C MAX) for which the capacitor can be operated continuously at rated voltage.
Rated Voltage	100V DC
Cap. Tolerance	$\pm$ 5(J)
Insulation Resistance (I.R.)	20000 M $\Omega$ Min (C $\leq$ 0.1 $\mu$ F) 10000 M $\Omega$ $\mu$ F/C Min (C>0.1 $\mu$ F)
Capacitance Change Rate ( $\Delta$ C/C)	Within +/- 5% of the value before test
Dissipation Factor (DF)	$\leq$ 0.01 (1.0%) at 1 KHz.
Damp Heat	Test temperature: +40 +/- 2°C Test humidity : 90% to 95% R.H. Test voltage : 140% of rated voltage. Test duration: 500 +24/-0 hrs. After test, allow it stay alone for 2.0 +/- 0.5 hrs at standard temperature and humidity before making measurements. After the test ,apply 150% of rated voltage for 60 sec., or 175% of rated voltage for 1~5 sec. at +20 +/- 5°C. The charging current must be $\leq$ 1 Amp.
Capacitance (CAP)	Within the tolerance specified. (at +20 +/- 5°C )

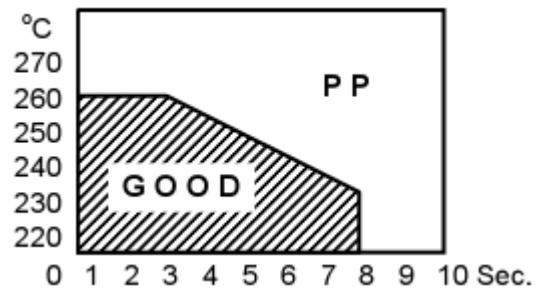
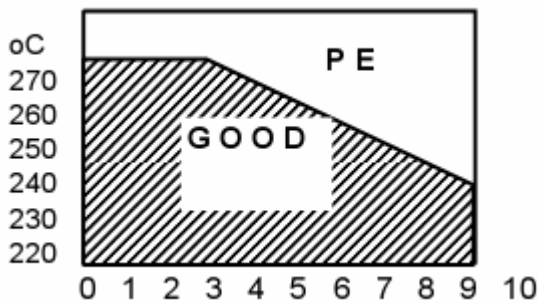
DESIGNED FOR HIGH DENSITY INSERTION APPLICATIONS

# TS03Q

## REGULATION IN USAGE

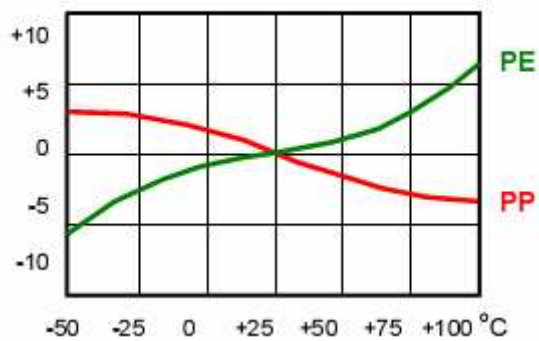
### ◆ Soldering Temperature VS Time

When soldering a capacitor, heat in soldering is conducted to the elements of the capacitor from lead wire and an enclosure, and hence it should be noted that soldering under high temperature and a long period may cause deterioration of characteristic or breakdown of capacitors.

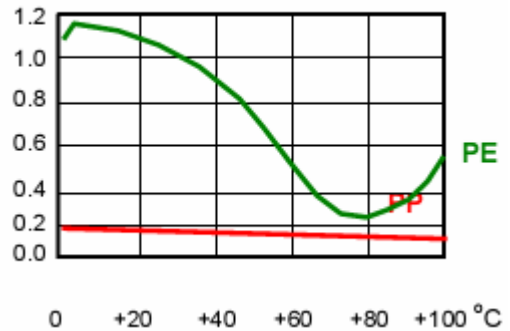


### ◆ Temperature Characteristics

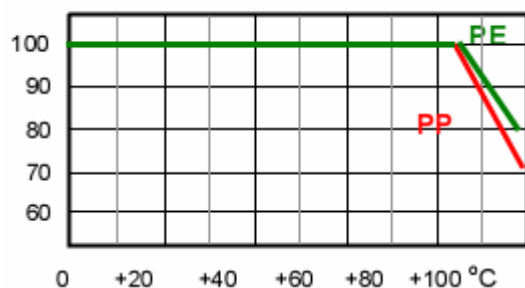
ΔC/C(%) at 1KHz



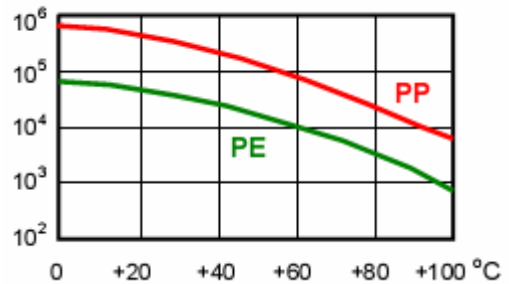
DF(%)1KHZ



Vn(%)



I.R.(MOhm)



DESIGNED FOR HIGH DENSITY INSERTION APPLICATIONS

# TS03Q

Capacitance μF	W.V.(100V DC)		T.V.(175VDC)	
	W(Max)	H(Max)	T(Max)	P±1mm
0.001	7.2	7.0	4.0	5.0
0.0012	7.2	7.0	4.0	5.0
0.0015	7.2	7.0	4.0	5.0
0.0018	7.2	7.0	4.0	5.0
0.0022	7.2	7.0	4.0	5.0
0.0027	7.2	7.0	4.0	5.0
0.0033	7.2	7.0	4.0	5.0
0.0039	7.2	7.0	4.0	5.0
0.0047	7.2	7.0	4.0	5.0
0.0056	7.2	7.0	4.0	5.0
0.0068	7.2	7.0	4.0	5.0
0.0082	7.2	7.0	4.0	5.0
0.01	7.2	7.0	4.0	5.0
0.012	7.2	7.5	4.5	5.0
0.015	7.2	7.5	4.5	5.0
0.018	7.2	7.5	4.5	5.0
0.022	7.2	7.5	4.5	5.0
0.027	7.2	7.5	4.5	5.0
0.033	7.2	7.5	4.5	5.0

Note: Specification are subject to change without notice. For more detail and update, please visit our website.