

---

**Rechargeable Energy Storage Device: 5μAh, 3.8V**

---

**Features**

- All Solid State Construction
- Designed for Wirebond Attachment
- Lead-Free Reflow Tolerant
- Thousands of Recharge Cycles
- Low Self-Discharge
- Fast Recharge
- Eco-Friendly, RoHS-Compliant
- Smallest Commercially Available Rechargeable Energy Storage Device
- Flat Output Voltage Profile
- Wire Bond or Solder Bump attachment

**Electrical Properties**

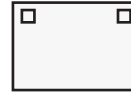
Output voltage (nominal): 3.8V  
Capacity (nominal): 5μAh  
Charging source: 4.1V  
Recharge time to 80%: 15 minutes  
Charge/discharge cycles: >5000 at 10% discharge

**Physical Properties**

Die size (mm): 1.7 x 2.25 x 0.175  
Operating temperature: -20 °C to 70 °C  
Storage temperature: -40 °C to 125 °C

**Applications**

- **Standby supply** for non-volatile SRAM, real-time clocks, controllers, supply supervisors, and other system-critical components.
- **Portable devices** requiring ultra-slim profile and small footprint backup power source.
- **Localized power source** to keep microcontrollers and other devices alert in standby mode.
- **Power bridging** to provide backup power to system during exchange of main battery.



*Bare die CBC005 suitable for wirebonding.  
Dimensions: 1.7mm x 2.25mm x 0.175mm.  
[Not to scale.]*

The EnerChip™ CBC005 is a solid state, thin film, rechargeable energy storage device rated at 5μAh at 3.8V. It is ideal as a localized on-board power source to retain memory or maintain real-time clock function in mobile systems when main power is interrupted. The CBC005 is the smallest rechargeable energy storage device available to Original Equipment Manufacturers (OEMs) and is a superior alternative to button and coin cell batteries and super-capacitors in handheld devices.

Board mounting area of the CBC005 is less than 1/2 the area of a 1210 (3225 metric) surface mount device and less than 1/4 the thickness. Such dimensions make the CBC005 ideal for space-constrained applications.

Because of their solid state design, EnerChip™ energy storage devices are able to withstand solder reflow temperatures and can be processed in high-volume manufacturing lines similar to conventional semiconductor devices. In contrast to traditional rechargeable batteries and super-capacitors, there are no harmful gases, liquids or special handling procedures associated with the EnerChip™.

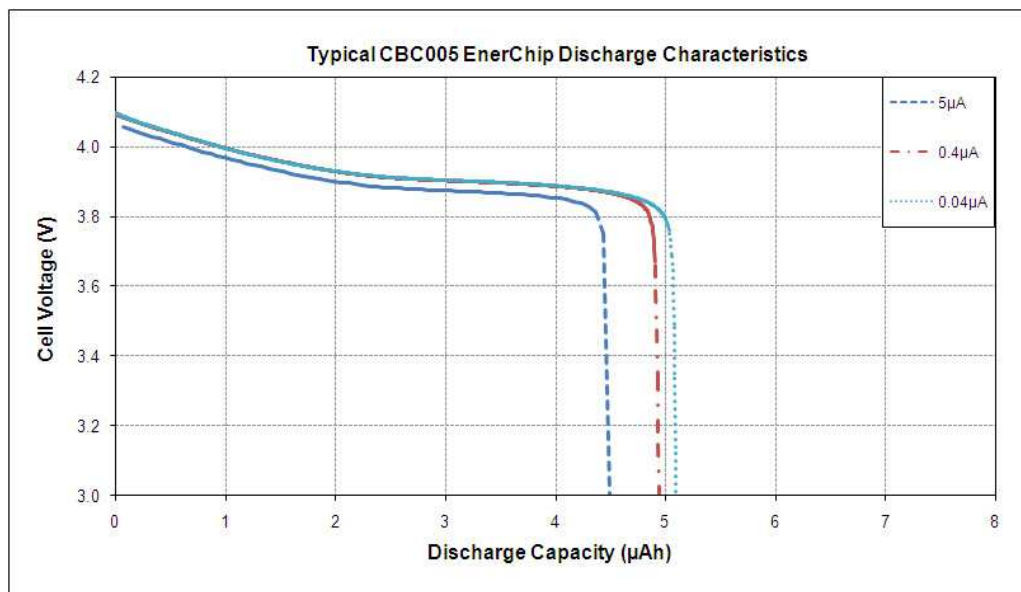
The CBC005 is based on a patented, all solid state, rechargeable lithium cell with a nominal 3.8V output. Recharge is fast and simple with a direct connection to a 4.1V voltage source and no current limiting components required. Recharge time is 15 minutes to 80% capacity. A robust design offers thousands of charge/discharge cycles. The CBC005 is delivered as a 1.7mm x 2.25mm x 0.175mm bare die with two wirebondable pads for co-packaging with other components or chip-on-board mounting. Die are shipped in tape-and-reel, waffle packs, and trays.

**Operating Characteristics**

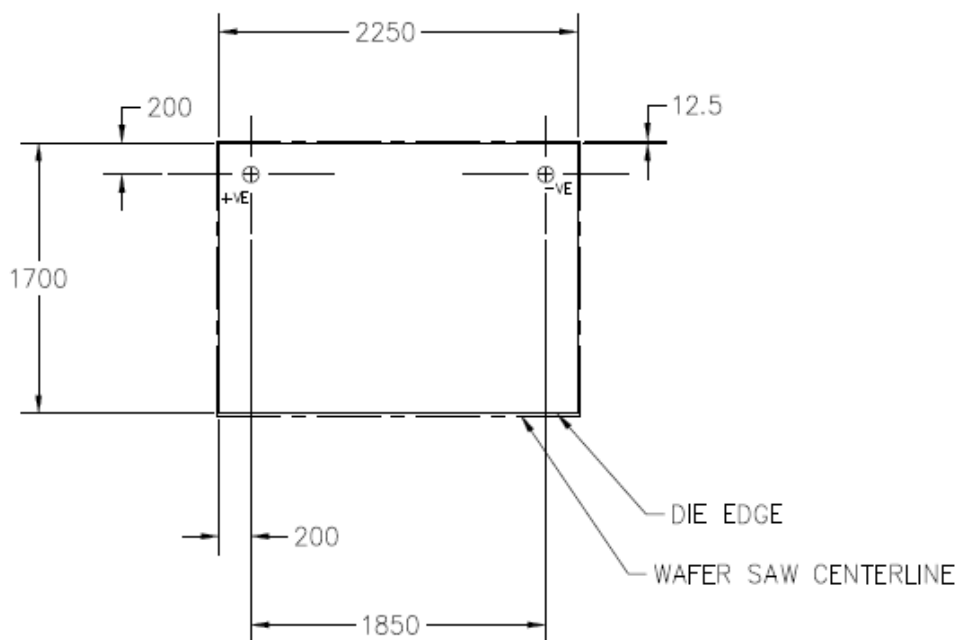
Parameter		Condition	Min	Typical	Max	Units
Discharge Cutoff Voltage		25 °C	3.0 <sup>(1)</sup>	-	-	V
Charge Voltage		25 °C	4.0 <sup>(2)</sup>	4.1	4.2	V
Self-Discharge (average; 25 °C)		Non-recoverable	-	2.5	-	% per year
		Recoverable	-	1.5 <sup>(3)</sup>	-	% per year
Operating Temperature		-	-20	-	+70	°C
Storage Temperature		-	-40	-	+125 <sup>(4)</sup>	°C
Cell Resistance (25 °C)		Charge cycle 2	-	7	11	KΩ
		Charge cycle 1000	-	31	48	
Recharge Cycles (to 80% of rated capacity; 4.1V charge voltage)	25 °C	10% depth-of-discharge	5000	-	-	cycles
		50% depth-of-discharge	1000	-	-	cycles
	40 °C	10% depth-of-discharge	2500	-	-	cycles
		50% depth-of-discharge	500	-	-	cycles
Recharge Time (to 80% of rated capacity; 4.1V charge voltage)		Charge cycle 2	-	11	22	minutes
		Charge cycle 1000	-	45	70	
Discharge Capacity		400nA discharge; 25 °C	5.0	-	-	μAh

- (1) Failure to cutoff the discharge voltage at 3.0V will result in cell performance degradation.
- (2) Charging at 4.0V will charge the cell to approximately 70% of its rated capacity.
- (3) First month recoverable self-discharge is 5% average.
- (4) Storage temperature is specified for uncharged EnerChip.

Note: All specifications contained within this document are subject to change without notice.



**CBC005 Bare Die Dimensions**



NOTES:  
1. ALL DIMENSIONS IN MICRONS

**Ordering Information**

EnerChip Part Number	Description	Notes
CBC005-BDC-WP	5µAh EnerChip Bare Die, Waffle Pack	Contact Cymbet
CBC005-BUC-WP	5µAh EnerChip Bare Die Solder Bumped, Waffle Pack	Contact Cymbet

**Disclaimer of Warranties; As Is**

The information provided in this data sheet is provided "As Is" and Cymbet Corporation disclaims all representations or warranties of any kind, express or implied, relating to this data sheet and the Cymbet EnerChip product described herein, including without limitation, the implied warranties of merchantability, fitness for a particular purpose, non-infringement, title, or any warranties arising out of course of dealing, course of performance, or usage of trade. Cymbet EnerChip products are not authorized for use in life critical applications. Users shall confirm suitability of the Cymbet EnerChip product in any products or applications in which the Cymbet EnerChip product is adopted for use and are solely responsible for all legal, regulatory, and safety-related requirements concerning their products and applications and any use of the Cymbet EnerChip product described herein in any such product or applications.

**Cymbet, the Cymbet Logo, and EnerChip are Cymbet Corporation Trademarks**