


Metalized Polyester Film Capacitors

NTM Series

WRAP AND FILL, NON-INDUCTIVE, METALLIZED FOIL FILM CAPACITORS, AXIAL LEADS

FEATURES

- NON-INDUCTIVE CONSTRUCTION
- WRAPPED WITH POLYESTER TAPE AND FILLED WITH EPOXY RESIN
- HIGH STABILITY WITH FREQUENCY OVER AN EXTENDED OPERATING LIFE
- HIGH PERFORMANCE AT LOW COST
- TAPE AND REEL PACKAGING AVAILABLE

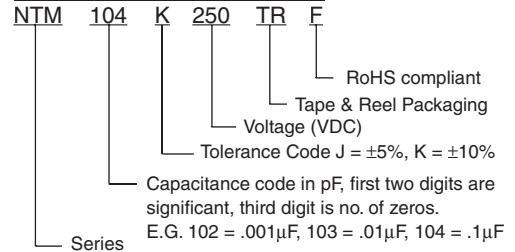


**RoHS
Compliant**

includes all homogeneous materials

*See Part Number System for Details

PART NUMBER SYSTEM

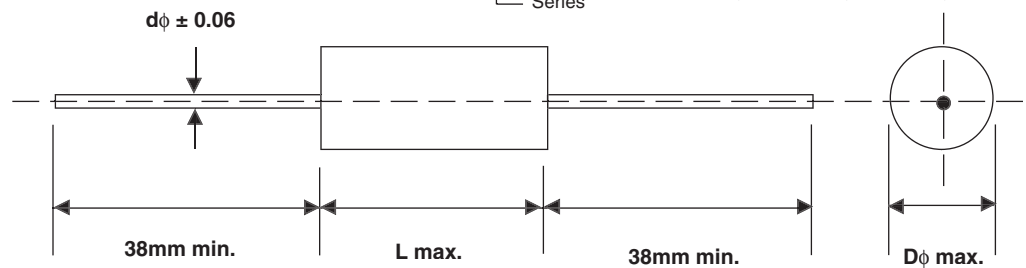


SPECIFICATIONS

Operating Temperature	-40°C to +85°C
Rated Voltage (VDC)	100V, 250V, 400V, 630V
Capacitance Range	0.01 to 18.0μF
Capacitance Tolerance	±10% (K), ±5% (J),
Insulation Resistance	C<0.33μF IR≥15,000 Megohm C≥0.33μF IR≥5,000 Megohm/μF
Dissipation Factor	≤.01 (at 1 KHZ)
Dielectric Strength	150% of Rated Voltage for 5 Seconds

LEAD DIAMETER

OD	d∅
up to 8.0mm	0.6mm
over 8.0mm	0.8mm



STANDARD PRODUCTS AND CASE SIZE TABLE (mm)

Cap(μF)	Working Voltage							
	100VDC/63VAC		250VDC/160VAC		400VDC/200VAC		630VDC/220VAC	
	OD	L	OD	L	OD	L	OD	L
0.01			5.0	11.0	5.0	11.0	6.0	14.0
0.015			5.0	11.0	5.5	14.0	6.5	14.0
0.022			5.0	11.0	6.0	14.0	7.0	14.0
0.033			5.0	11.0	6.0	14.0	8.0	19.0
0.047	5.5	10.5	5.5	14.0	7.0	14.0	8.0	19.0
0.068	5.5	10.5	6.0	14.0	7.5	19.0	9.0	19.0
0.1	6.0	14.0	7.0	14.0	8.0	19.0	9.5	27.0
0.15	6.0	14.0	8.5	14.0	9.0	19.0	10.5	27.0
0.22	6.5	14.0	8.0	19.0	8.5	27.0	11.5	32.0
0.33	7.5	14.0	9.0	19.0	10.0	27.0	13.0	33.0
0.47	7.5	19.0	9.5	19.0	12.5	32.0	14.0	33.0
0.68	8.5	19.0	10.0	27.0	13.0	33.0	17.5	33.0
1.0	10.0	19.0	11.5	27.0	15.5	33.0	21.0	38.0
1.5	11.0	27.0	12.5	32.0	17.5	33.0	25.0	47.0
2.2	12.0	27.0	14.0	33.0	20.0	38.0	28.0	47.0
3.3	14.0	27.0	16.5	33.0	27.0	43.0	28.0	47.0
4.7	14.5	33.0	20.0	38.0	30.0	43.0		
6.8	17.0	33.0	24.0	43.0	27.0	47.0		
8.2	20.0	33.0	23.0	48.0				
10.0	21.0	33.0	23.0	48.0				
12.0	20.5	47.0	24.5	47.0				
15.0	22.0	47.0	27.0	47.0				
18.0	24.0	47.0						

