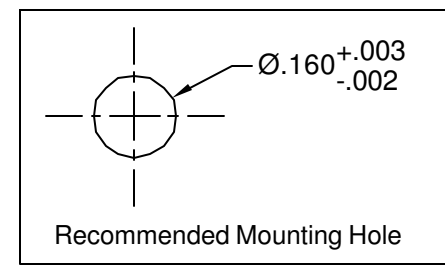
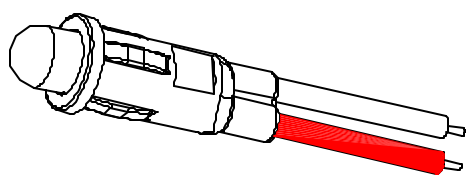
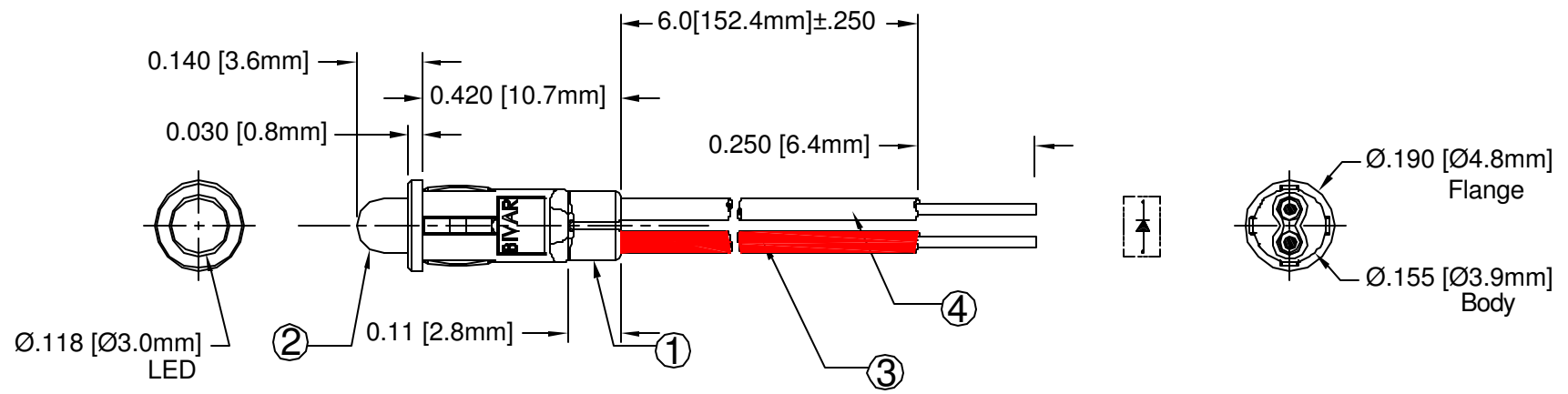


ITEM	QTY	PART NUMBER	PART DESCRIPTION
1	1	PM3	LED holder, Panel Mount, Press Fit (3mm)
2	1	3GD	T-1 (3mm) Non-Flange LED
3	1	BWS24-1061-RD	24AWG Wire Lead U.L. 1061, RED
4	1	BWS24-1061-BK	24AWG Wire Lead U.L. 1061, BLACK

REV.	DESCRIPTION	DATE	APPROVED
A	Engineering Release.	02/06/06	M. C.



LED Part No.	Chip			Lens Appearance	Absolute Maximum Ratings				Electro-Optical Data @ 20mA			Viewing Angle (Deg)
	Material	Peak Wave Length λ_p (nm)	Emitted Color		$\Delta\lambda$ (nm)	Pd (mW)	If (mA)	Peak If (mA)	Vf (V)		Iv (mcd)	
									Typ.	Max.	Typ.	
3GD	GaP/GaP	565	GREEN	DIFFUSED	30	80	30	150	2.2	2.6	30	45

ABSOLUTE MAXIMUM RATINGS (Ta = 25°C)

REVERSE VOLTAGE _____ 5V
 REVERSE CURRENT (VR=5V) _____ 100µA
 OPERATING TEMPERATURE RANGE _____ -25°C ~ 85°C
 STORAGE TEMPERATURE _____ -30°C ~ 100°C
 LEAD SOLDERING TEMPERATURE (1/16" FROM BODY) _____ 260°C for 5 Seconds

DIST.: TOKIWA/SAGAWA

STANDARD TOLERANCE (UNLESS OTHERWISE SPECIFIED)		 4 THOMAS, IRVINE, CA. 92618 TEL: (949) 951-8808 FAX: (949) 951-3974
DECIMALS	ANGULAR	
.X ±.1	X° ±1°	
.XX ±.02		TITLE: T-1 (3mm) Panel Mount PART NO: PM3GDW6 REVISION: A
.XXX ±.010		
DESIGNED: Sonny Dam	DATE: 02/06/06	CAGE CODE : 32559 SHEET # 1 OF 1 CAD GENERATED DOCUMENT. DO NOT MEASURE DRAWING.
CHECKED: T. Yin	DATE: 02/06/06	