

5mm (T1 3/4) Package Discrete LED RED, Ultra Bright

BIVAR

5URC-X

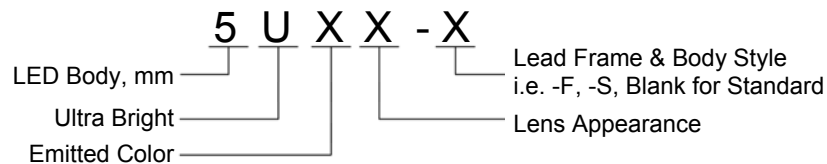
- ◆ Industry Standard 5mm (T1 3/4) Package
- ◆ RoHS Compliant
- ◆ Water Clear Lens
- ◆ Available in Flange (F) and Standard (Blank) Lead Frame styles
- ◆ Up to 600 mcd Luminous Intensity at 20 mA
- ◆ Ideal for Back Lighting, Status Indication, and Display



Bivar 5mm T1 3/4 Package Ultra Bright LED is ideal for those applications where intensive ambient lighting exists such as Back Lighting, Signage, and Sunlight Readable applications. Bivar offers water clear LED lens for maximum light output. The Flanged LED is ideal for Panel Mount Clip & Ring assemblies and the Standard Lead frame LED is ideal for vertical spacer assemblies without lead bends.

| Part Number | Material | Emitted Color | Peak. Wavelength λ_p (nm) TYP. | Lens Appearance | Viewing Angle |
|-------------|----------|---------------|---|-----------------|---------------|
| 5URC-F | AlGaAs | RED | 645nm | Water Clear | 30° |
| 5URC | | | | Water Clear | 20° |

Part Number Designation

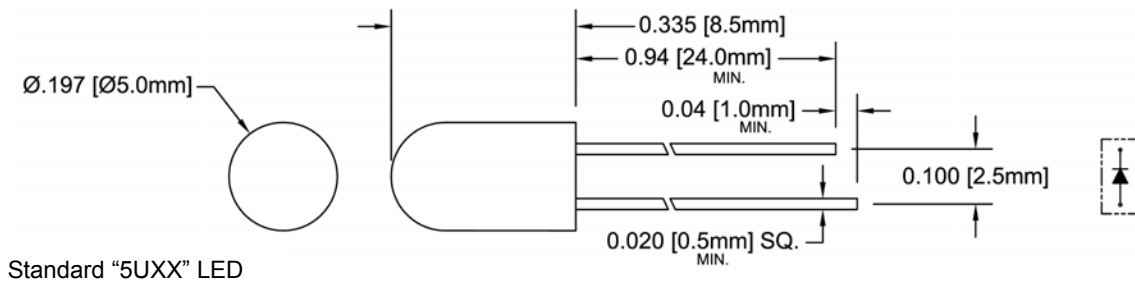
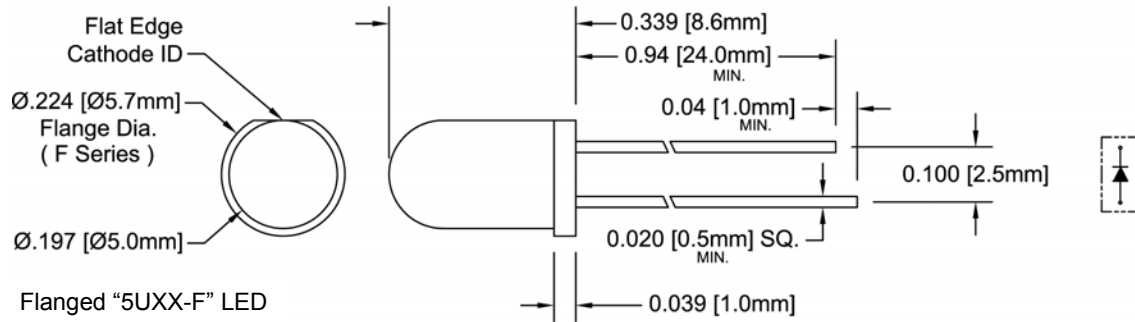


Bivar reserves the right to make changes at any time without notice.

5mm (T1 3/4) Package Discrete LED RED, Ultra Bright



Outline Dimensions



Recommended Mounting
Hole Size = $\text{Ø}0.032^{+0.003}_{-0.002}$

- Outline Drawings Notes:**
1. All dimensions are in inches [millimeters].
 2. Standard tolerance: $\pm 0.010''$ unless otherwise noted.
 3. Tolerance of overall epoxy outline: $\pm 0.020''$ unless otherwise noted.
 4. Epoxy meniscus may extend to 0.060" max.

Bivar reserves the right to make changes at any time without notice.

5mm (T1 3/4) Package Discrete LED RED, Ultra Bright



Absolute Maximum Ratings

T_A = 25°C unless otherwise noted

| | |
|--|--------------|
| Power Dissipation | 70 mW |
| Forward Current (DC) | 30 mA |
| Peak Forward Current ¹ | 150 mA |
| Reverse Voltage | 5 V |
| Operating Temperature Range | -25 ~ +85°C |
| Storage Temperature Range | -30 ~ +100°C |
| Lead Soldering Temperature (3 mm from the base of the epoxy bulb) ² | 260°C |

Notes: 1. 10% Duty Cycle, Pulse Width ≤ 0.1 msec. 2. Solder time less than 5 seconds at temperature extreme.

Electrical / Optical Characteristics

T_A = 25°C & I_F = 20 mA unless otherwise noted

| Part Number | Forward Voltage (V) ¹ | | | Recommend Forward Current (mA) | | | Reverse Current (μA) | Dominant Wavelength (nm) ² | | | Luminous Intensity I _v (mcd) | | | Viewing Angle 2 Θ 1/2 (deg) |
|-------------|----------------------------------|-----|-----|--------------------------------|-----|-----|----------------------|---------------------------------------|-----|-----|---|-----|-----|-----------------------------|
| | MIN | TYP | MAX | MIN | TYP | MAX | MAX | MIN | TYP | MAX | MIN | TYP | MAX | TYP |
| 5URC-F | / | 1.7 | 2.4 | / | 20 | / | 100 | / | / | / | / | 400 | / | 30 |
| 5URC | / | 1.7 | 2.4 | / | 20 | / | 100 | / | / | / | / | 600 | / | 20 |

Notes: 1. Tolerance of forward voltage : ±0.05V. 2. Tolerance of dominant wavelength : ±1.0nm.

Bivar reserves the right to make changes at any time without notice.

5mm (T1 3/4) Package Discrete LED RED, Ultra Bright



Typical Electrical / Optical Characteristics

$T_A = 25^\circ\text{C}$ unless otherwise noted

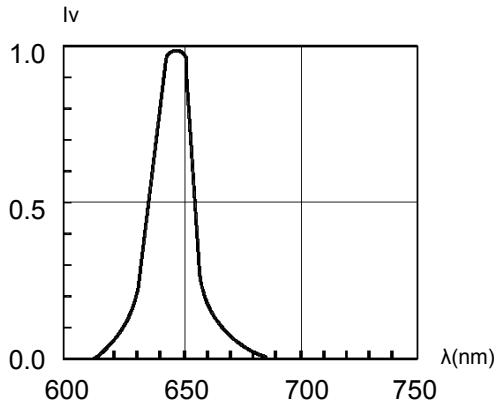


Fig. 1 Relative Luminous Intensity vs. Wavelength @ 20mA

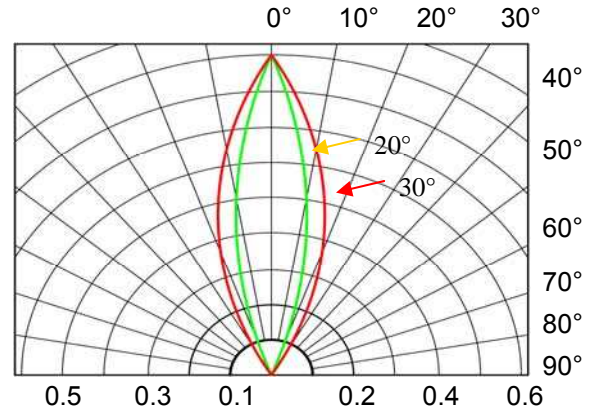


Fig. 2 Directivity Radiation Diagram

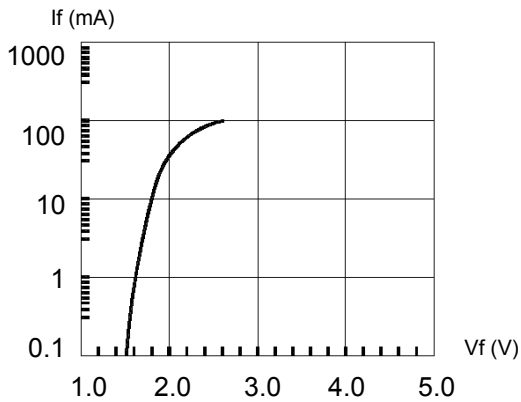


Fig. 3 Forward Current vs. Forward Voltage

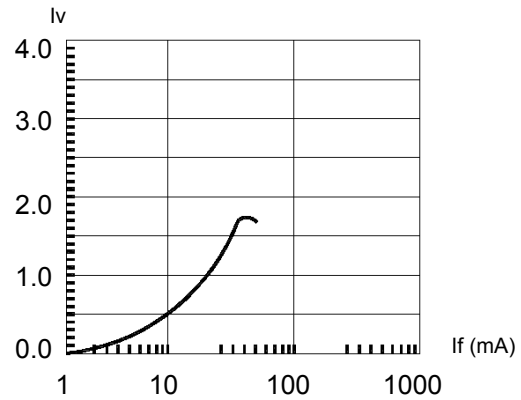


Fig. 4 Relative Luminous Intensity vs. Forward Current Normalize @ 20 mA

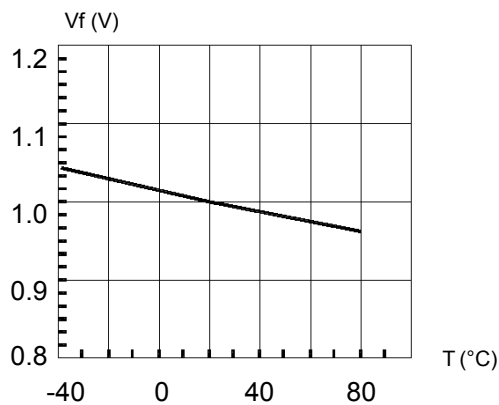


Fig. 5 Forward Voltage vs. Temperature

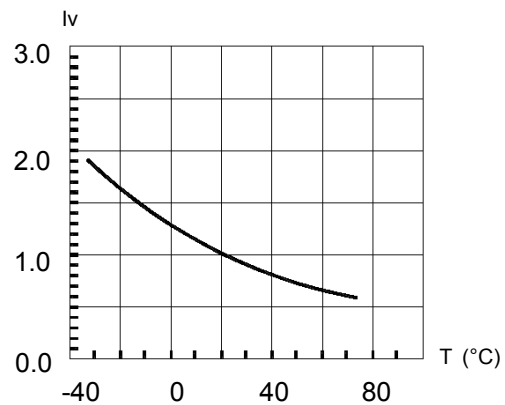


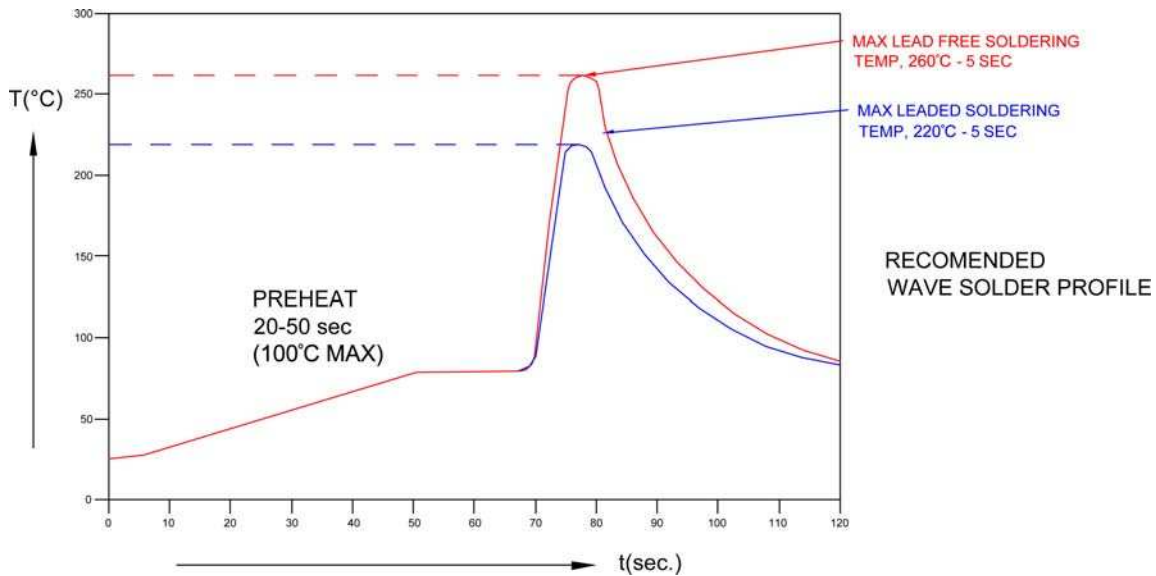
Fig. 6 Relative Luminous Intensity vs. Temperature

Bivar reserves the right to make changes at any time without notice.

5mm (T1 3/4) Package Discrete LED RED, Ultra Bright

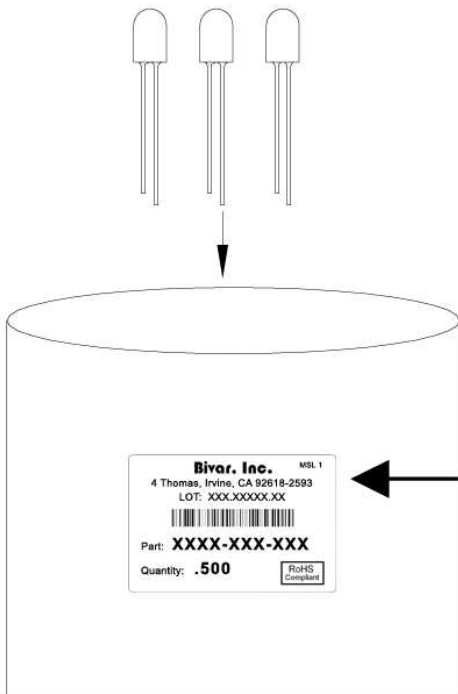


Recommended Soldering Conditions



| Recommended Lead Free Wave Soldering Profile | |
|--|---|
| Preheat Temperature: 100°C Max. | Peak Temperature: 260°C Max. |
| Preheat Time: 20 ~ 50 Seconds | Solder Time Above 217°C: 5 Seconds Max. |
| Note: Turn off top heater at preheat to prevent the lamp body directly exposed to the heat source. | |

Packaging and Labeling Plan



Bivar, Inc. MSL 1

4 Thomas, Irvine, CA 92618-2593
LOT: XXX.XXXXX.XX



Part: **XXXX-XXX-XXX**

Quantity: **.500**

RoHS
Compliant

AntiStatic Poly Bag with Desiccant
(500 pcs Max. per Bag)

Bivar reserves the right to make changes at any time without notice.