

3mm (T1) Package Discrete LED GREEN, 5V

BIVAR

3G~~X~~5V-~~X~~

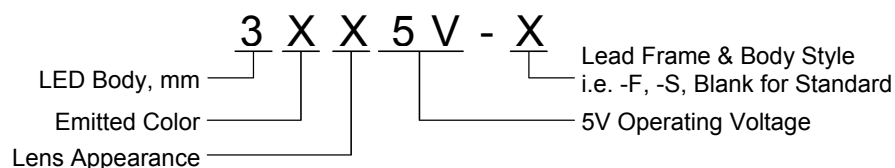
- ◆ Industry Standard 3mm (T1) Package
- ◆ RoHS Compliant
- ◆ Water Clear (**C**), Diffused (**D**), and Tinted (**T**) Lenses
- ◆ Available in Flange (**F**), Standard (**Blank**), and Shouldered (**S**) Lead Frame styles
- ◆ 5V Operating Voltage
- ◆ Ideal for Status Indication and Display



Bivar 3mm T1 Package 5V LED is ideal for those applications equipped with regular 5V power supplies such as servers and computer peripherals. Bivar offers water clear LED lens for maximum light output, diffused LED lens for uniform light output, and tinted lens to identify the color of the LED. The Flanged LED is ideal for Panel Mount Clip & Ring assemblies, the Standard Lead frame LED is ideal for vertical spacer assemblies without lead bends, and the Shouldered Lead frame LED has a built in strain relief feature which is ideal for Right Angle Holder assemblies that require lead bends.

Part Number	Material	Emitted Color	Peak. Wavelength λ_p (nm) TYP.	Lens Appearance	Viewing Angle
3GC5V-F	Gap/Gap	GREEN	568nm	Water Clear	20°
3GD5V-F				Green Diffused	35°
3GT5V-F				Green Tinted	20°
3GC5V				Water Clear	30°
3GD5V				Green Diffused	40°
3GT5V				Green Tinted	30°
3GC5V-S				Water Clear	30°
3GD5V-S				Green Diffused	40°
3GT5V-S				Green Tinted	30°

Part Number Designation

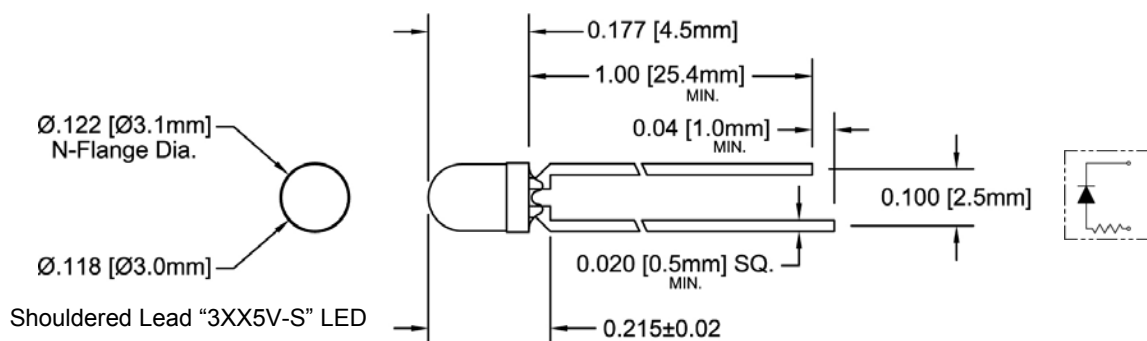
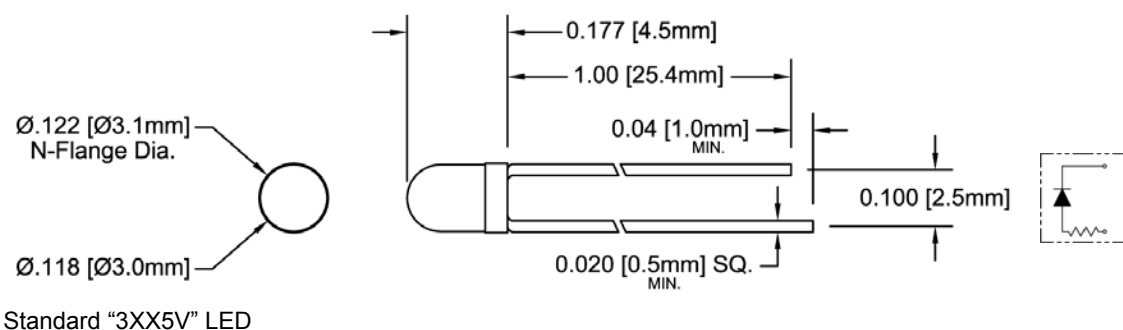
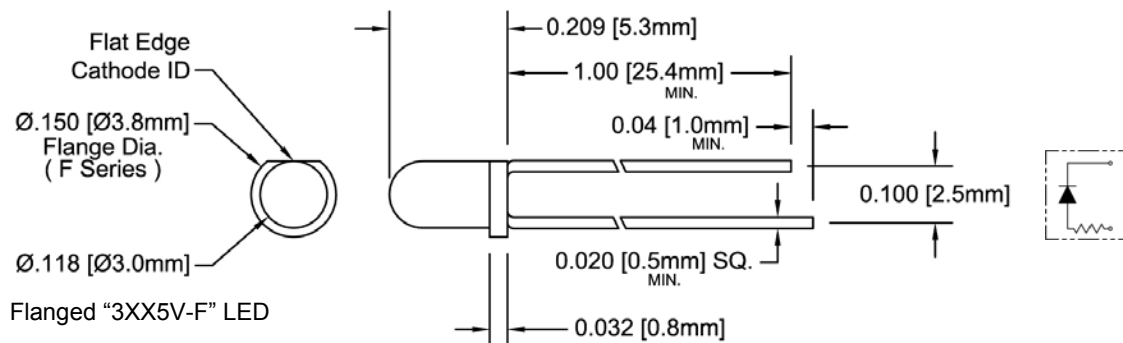


Bivar reserves the right to make changes at any time without notice.

3mm (T1) Package Discrete LED GREEN, 5V



Outline Dimensions



Recommended Mounting
Hole Size = $\varnothing.032^{+.003}_{-.002}$

Outline Drawings Notes:

1. All dimensions are in inches [millimeters].
2. Standard tolerance: ± 0.010 " unless otherwise noted.
3. Tolerance of overall epoxy outline: ± 0.020 " unless otherwise noted.
4. Epoxy meniscus may extend to 0.060" max.

Bivar reserves the right to make changes at any time without notice.

3mm (T1) Package Discrete LED GREEN, 5V



Absolute Maximum Ratings

$T_A = 25^\circ\text{C}$ unless otherwise noted

Power Dissipation	/ mW
Forward Current (DC)	8 mA
Peak Forward Current ¹	12 mA
Reverse Voltage	5 V
Operating Temperature Range	-25 ~ +85°C
Storage Temperature Range	-30 ~ +100°C
Lead Soldering Temperature (3 mm from the base of the epoxy bulb) ²	260°C

Notes: 1. 10% Duty Cycle, Pulse Width ≤ 0.1 msec. 2. Solder time less than 5 seconds at temperature extreme.

Electrical / Optical Characteristics

$T_A = 25^\circ\text{C}$ & $V_f = 5\text{V}$ unless otherwise noted

Part Number	Forward Voltage (V) ¹			Recommend Forward Current (mA)			Reverse Current (μA)	Dominant Wavelength (nm) ²			Luminous Intensity I_v (mcd)			Viewing Angle $2\theta_{1/2}$ (deg)
	MIN	TYP	MAX	MIN	TYP	MAX	MAX	MIN	TYP	MAX	MIN	TYP	MAX	TYP
3GC5V-F	/	/	5.0	/	/	/	100	/	/	/	/	40	/	20
3GD5V-F								/	/	/	/	25	/	35
3GT5V-F								/	/	/	/	40	/	20
3GC5V	/	/	5.0	/	/	/	100	/	/	/	/	40	/	30
3GD5V								/	/	/	/	25	/	40
3GT5V								/	/	/	/	40	/	30
3GC5V-S	/	/	5.0	/	/	/	100	/	/	/	/	40	/	30
3GD5V-S								/	/	/	/	25	/	40
3GT5V-S								/	/	/	/	40	/	30

Notes: 1. Tolerance of forward voltage : $\pm 0.05\text{V}$. 2. Tolerance of dominant wavelength : $\pm 1.0\text{nm}$.

Bivar reserves the right to make changes at any time without notice.

3mm (T1) Package Discrete LED GREEN, 5V



Typical Electrical / Optical Characteristics

$T_A = 25^\circ\text{C}$ unless otherwise noted

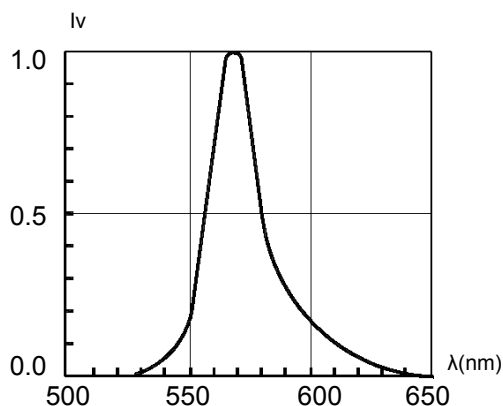


Fig. 1 Relative Luminous Intensity vs. Wavelength

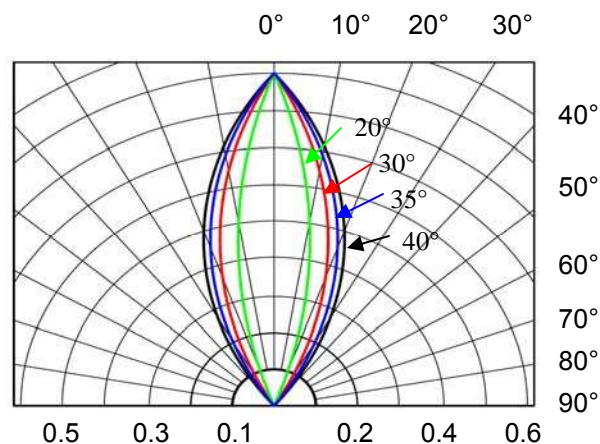


Fig. 2 Directivity Radiation Diagram

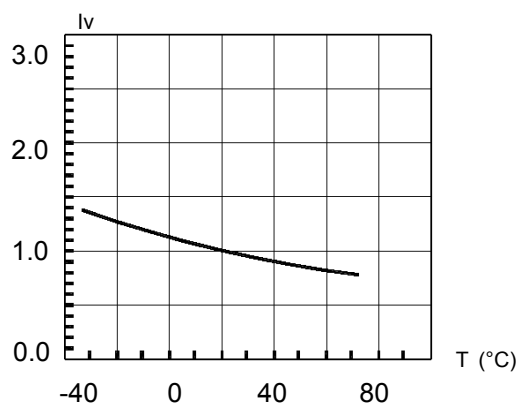


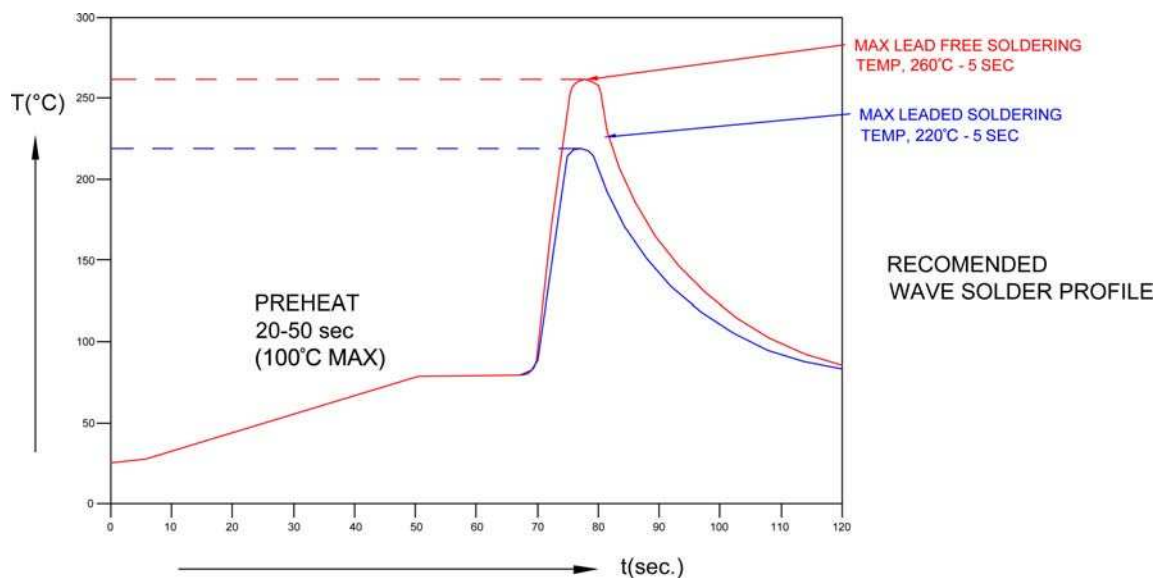
Fig. 3 Relative Luminous Intensity vs. Temperature

Bivar reserves the right to make changes at any time without notice.

3mm (T1) Package Discrete LED GREEN, 5V

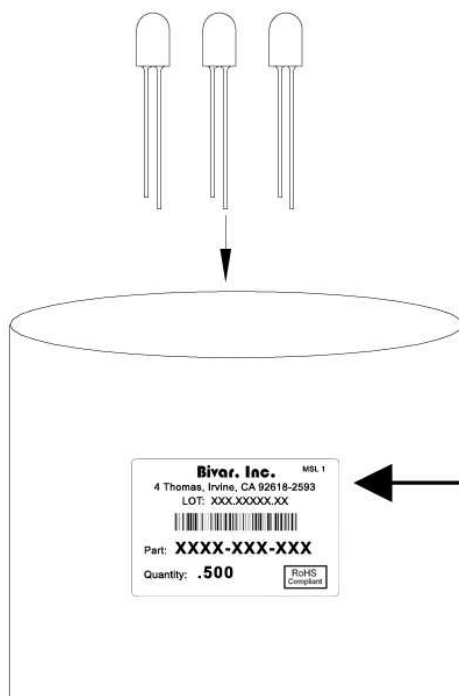


Recommended Soldering Conditions



Recommended Lead Free Wave Soldering Profile	
Preheat Temperature: 100°C Max.	Peak Temperature: 260°C Max.
Preheat Time: 20 ~ 50 Seconds	Solder Time Above 217°C: 5 Seconds Max.
Note: Turn off top heater at preheat to prevent the lamp body directly exposed to the heat source.	

Packaging and Labeling Plan



Bivar, Inc.	MSL 1
4 Thomas, Irvine, CA 92618-2593	
LOT: XXX.XXXXXX.XX	
Part: XXXX-XXX-XXX	
Quantity: .500	RoHS Compliant

AntiStatic Poly Bag with Desiccant
(500 pcs Max. per Bag)

Bivar reserves the right to make changes at any time without notice.