



**SSR08150CTS.22 thru
 SSR08200CTS.22**

**8 AMP
 HERMETIC SURFACE MOUNT
 CENTERTAP SCHOTTKY RECTIFIER
 150 - 200 VOLTS**

Designer's Data Sheet

Part Number / Ordering Information^{1/}

SSR08

Screening^{2/} = Not Screened
 TX = TX Level
 TXV = TXV Level
 S = S Level

Package S.22 = SMD.22

Configuration CT = Centertap


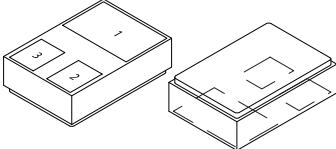
Voltage 150 = 150 V
 200 = 200 V

- FEATURES:**
- Extremely small footprint
 - Extremely low forward voltage drop
 - Low reverse leakage
 - Hermetically sealed surface mount package
 - Guard ring for overvoltage protection
 - 175°C operating junction temperature
 - TX, TXV, and S level screening available - consult factory

MAXIMUM RATINGS^{3/}		Symbol	Value	Units
Peak Repetitive Reverse and DC Blocking Voltage	SSR08150CT SSR08200CT	V_{RRM} V_{RWM} V_R	150 200	Volts
Average Rectified Forward Current (Resistive load, 60 Hz, sine wave, $T_A = 25^\circ\text{C}$, per leg)		I_O	4	Amps
Peak Surge Current (8.3 ms pulse, half sine wave superimposed on I_O , allow junction to reach equilibrium between pulses, $T_A = 25^\circ\text{C}$, per leg)		I_{FSM}	40	Amps
Operating & Storage Temperature		T_{OP} & T_{stg}	-65 to +175	$^\circ\text{C}$
Maximum Thermal Resistance (Junction to Case, per leg)		$R_{\theta JC}$	8 (typ 6.5)	$^\circ\text{C/W}$

- NOTES:**
- 1/ For ordering information, price, and availability - contact factory.
 - 2/ Screening based on MIL-PRF-19500. Screening flows available on request.
 - 3/ Unless otherwise specified, all electrical characteristics @25°C.

SMD.22 (S.22)



(dime used for size reference)



Solid State Devices, Inc.

14701 Firestone Blvd * La Mirada, CA 90638
 Phone: (562) 404-4474 * Fax: (562) 404-1773
 ssdi@ssdi-power.com * www.ssdi-power.com

**SSR08150CTS.22 thru
SSR08200CTS.22**

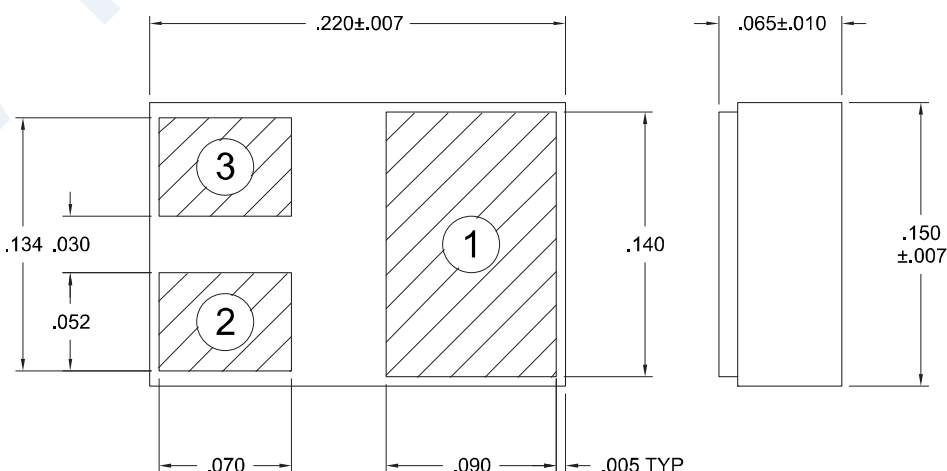
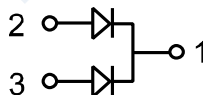
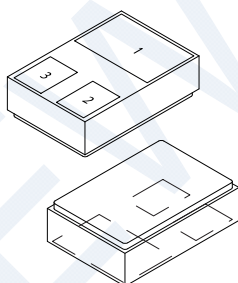
ELECTRICAL CHARACTERISTICS (per leg) ^{3/}		Symbol	Min	Typ	Max	Units
Instantaneous Forward Voltage Drop (T _A =25°C, 300µsec pulse)	I _F = 0.2 A	V _{F1}		0.65	-	V _{DC}
	I _F = 1 A	V _{F2}		0.77	0.82	
	I _F = 2 A	V _{F3}	-	0.825	0.87	
	I _F = 3 A	V _{F4}		0.865	-	
	I _F = 4 A	V _{F5}		0.90	0.95	
Instantaneous Forward Voltage Drop (T _A =-55°C, 300µsec pulse)	I _F = 2 A	V _{F6}	-	1.03	-	V _{DC}
	I _F = 4 A	V _{F7}	-	1.34	-	
Instantaneous Forward Voltage Drop (T _A =125°C, 300µsec pulse)	I _F = 0.2 A	V _{F11}		0.49	-	V _{DC}
	I _F = 1 A	V _{F12}		0.615	0.69	
	I _F = 2 A	V _{F13}	-	0.685	0.76	
	I _F = 3 A	V _{F14}		0.73	-	
	I _F = 4 A	V _{F15}		0.77	0.85	
Reverse Leakage Current (Rated V _R , T _A = 25°C, 300µsec pulse minimum)		I _{R1}	-	0.15	2	µA
Reverse Leakage Current (Rated V _R , T _A = 100°C, 300µsec pulse minimum)		I _{R2}	-	20	-	µA
Reverse Leakage Current (Rated V _R , T _A = 125°C, 300µsec pulse minimum)		I _{R3}	-	100	500	µA
Reverse Leakage Current (Rated V _R , T _A = 150°C, 300µsec pulse minimum)		I _{R4}	-	500	-	µA
Junction Capacitance (f = 1MHz, T _A = 25°C)	V _R = 5V	C _J	-	42	-	pF
	V _R = 10V			32	50	

**Package Outline:
SMD.22 (S.22)**

PIN OUT:

- PIN 1: CATHODE
- PIN 2: ANODE 1
- PIN 3: ANODE 2

Note: For optimal performance, connect anode terminals together.



NOTE: All specifications are subject to change without notification. SCD's for these devices should be reviewed by SSDI prior to release.

DATA SHEET #: SH0074A

DOC