

DESCRIPTION

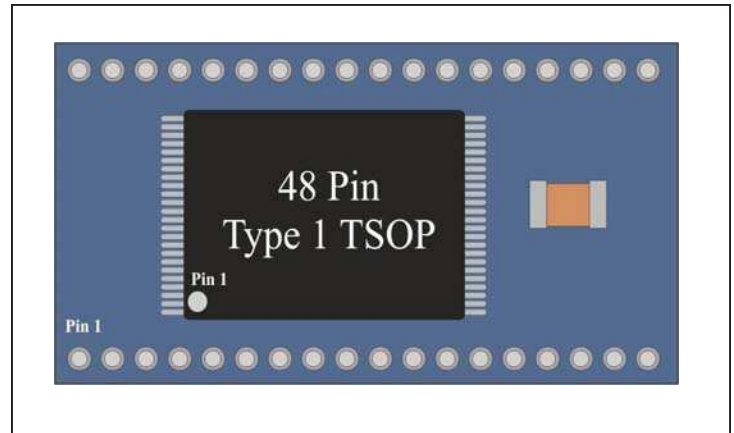
The Accuthek AK682048D high density memory module is a static random access memory organized in 2 Meg x 8 bit words. The assembly consists of one medium speed 2 Meg x 8 SRAM in a Type 1 TSOP package. The module is supplied in a 600 mil wide, 36 pin DIP (Dual In-Line Package) configuration. This pinout is completely compatible with industry standard monolithic designs. These modules are intended for use in applications where limited board space dictates compact module designs.

The operation of the AK682048D is identical to standard monolithic 8 bit word wide SRAMs.

The AK682048D offers the features of low power and medium speed by using CMOS devices and makes high density mounting possible with no surface mount technology.

FEATURES

- 2,097,152 x 8 bit organization
- Fast access time: 45 - 70 nSEC
- Completely static RAM, no clock or timing strobe required
- Inputs and outputs TTL compatible
- Conventional 600 mil wide SIP package with industry compatible pinout
- Single 5 volt power supply - AK682048D
- Single 3.3 volt power supply - AK682048D/3.3
- Operating free air temperature 0⁰ to 70⁰C



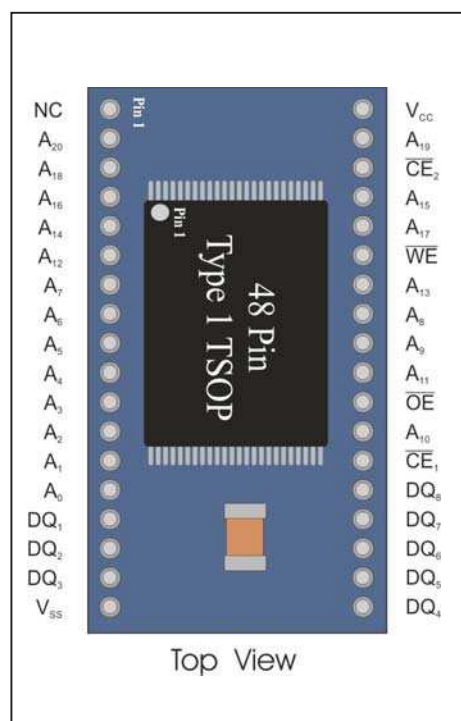
ELECTRICAL SPECIFICATIONS

Timing diagrams and basic electrical characteristics are those of the standard 2048 Meg x 8 SRAMs used to construct these modules. Accuthek's module design allows the flexibility of selecting industry-compatible 2048 Meg x 8 SRAMs from any of a number of semiconductor manufacturers.

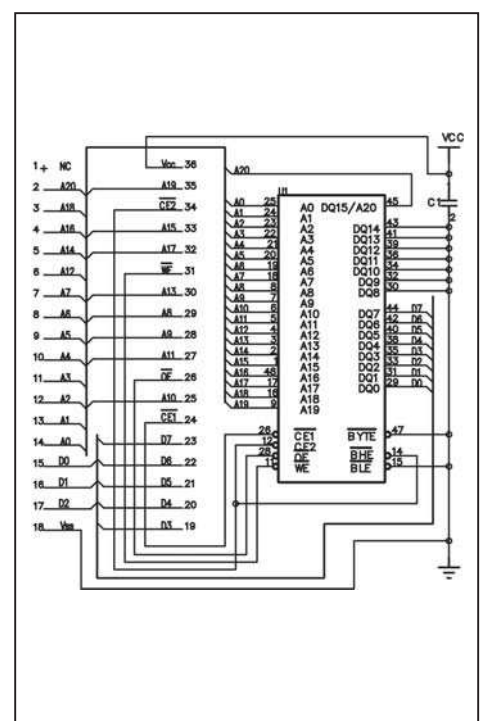
PIN NOMENCLATURE

DQ ₁ - DQ ₈	Data In/Data Out
A ₀ - A ₂₀	Address Inputs
\overline{CE}_1	Chip Enable 1
\overline{CE}_2	Chip Enable 2
\overline{WE}	Write Enable
V _{cc}	5v Supply
V _{ss}	Ground
\overline{OE}	Output Enable

PIN ASSIGNMENT



FUNCTIONAL DIAGRAM



TIMING OPTIONS

55 nSEC Access Time
70 nSEC Access Time

ORDERING INFORMATION

PART NUMBER CODING INTERPRETATION

Position	1	2	3	4	5	6	7	8
1 Product								
AK = Accutek Memory								
2 Type								
4 = Dynamic RAM								
5 = CMOS Dynamic RAM								
6 = Static RAM								
3 Organization/Word Width								
1 = by 1 16 = by 16								
4 = by 4 32 = by 32								
8 = by 8 36 = by 36								
9 = by 9								
4 Size/Bits Depth								
32 = 32K 1024 = 1 MEG								
64 = 64K 4096 = 4 MEG								
128 = 128K 8192 = 8 MEG								
256 = 256K 16384 = 16 MEG								
512 = 512K								
5 Package Type								
G = Single In-Line Package (SIP)								
S = Single In-Line Module (SIM)								
D = Dual In-Line Package (DIP)								
W = .050 inch Pitch Edge Connect								
Z = Zig-Zag In-Line Package (ZIP)								
6 Special Designation								
P = Page Mode								
N = Nibble Mode								
K = Static Column Mode								
W = Write Per Bit Mode								
V = Video Ram								
7 Separator								
- = Commercial 0°C to +70°C								
M = Military Equivalent Screened (-55°C to +125°C)								
I = Industrial Temperature Tested (-45°C to +85°C)								
X = Burned In								
8 Speed (first two significant digits)								
DRAMS SRAMS								
50 = 50 nS 8 = 8 nS								
60 = 60 nS 12 = 12 nS								
70 = 70 nS 55 = 55 nS								
80 = 80 nS 70 = 70 nS								

The numbers and coding on this page do not include all variations available but are shown as examples of the most widely used variations. Contact Accutek if other information is required.

EXAMPLES:

AK682048D-70

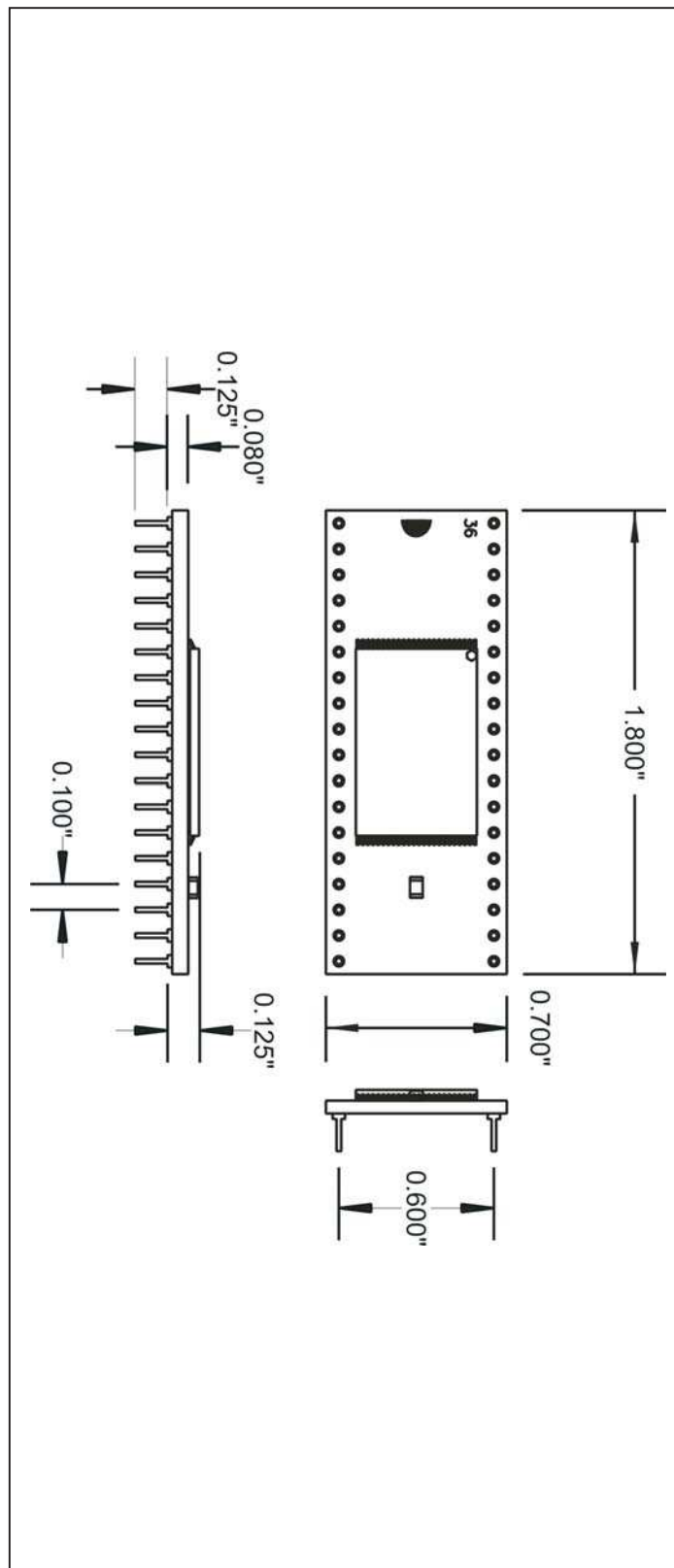
2048 x 8, 70 nSEC SRAM Module, DIP Configuration



5 NEW PASTURE ROAD
NEWBURYPORT, MA 01950-4040
PHONE: 978-465-6200 FAX: 978-462-3396
Email: sales@accutekmicro.com
Internet: www.accutekmicro.com

MECHANICAL DIMENSIONS

Inches



Accutek reserves the right to make changes in specifications at any time and without notice. Accutek does not assume any responsibility for the use of any circuitry described; no circuit patent licenses are implied. Preliminary data sheets contain minimum and maximum limits based upon design objectives, which are subject to change upon full characterization over the specific operating conditions.