


SD Memory Card Connectors CIM-H81N, H81R

OUTLINE

1. SMT-type SD memory card connector.
2. Stand-off 0 mm.
3. Includes Push-in Push-out ejection mechanism.
4. Card ejection stroke of 8 mm for easy card removal.
5. Includes card detection switch and write-protect detection switch.
6. Built-in half lock mechanism to prevent card falling out at ejection.
7. Lock mechanism employed to inhibit removal of card when card lock is in place.
8. Direct soldering to board supported thanks to EMI/ESD plate.
9. Reverse type also available.



SPECIFICATIONS

ELECTRICAL CHARACTERISTICS

Rated Voltage	AC 50V(rms)
Rated Current	0.5A
Withstanding Voltage	500V AC (rms) 1minute
Insulation Resistance	1000MΩ min. (at 500V DC)
Contact Resista	Contact 100mΩ or less
	Switch 250mΩ or less

MECHANICAL CHARACTERISTICS

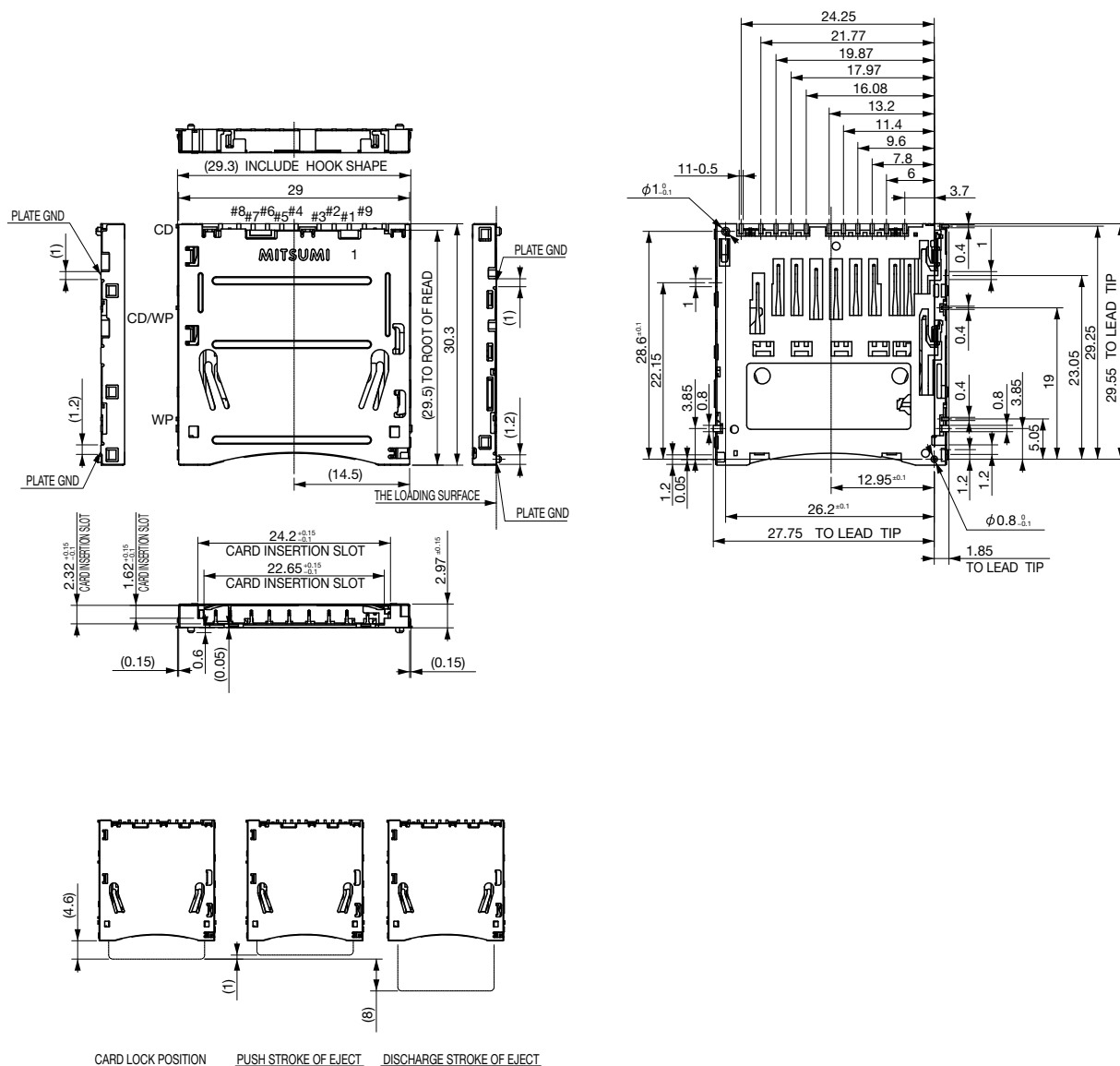
Life (Matching Cycle)	10,000 times
Card Insertion Force	4.9N(0.5kgf)~9.8N(1kgf)
Eject Force	4.9N(0.5kgf)~9.8N(1kgf)
Using Temperature Range	-25~+90°C

MATERIAL & FINISH

Component Parts	Material	Finish
Housing	LCP resin	(Black 94V-0)
Contact	Copper Alloy	Gold plating
Switch	Copper Alloy	Gold plating
Plate	SUS	Gold plating
Slider	LCP resin	(Black 94V-0)
Coil Spring	SUS	-
Lock Pin	SUS	-
Shield (H81R)	SUS	-

DIMENSIONS

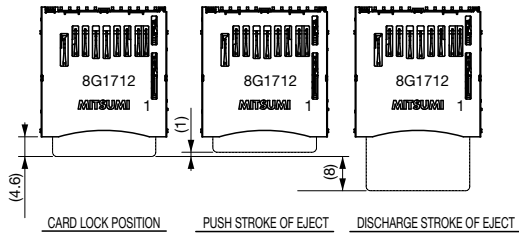
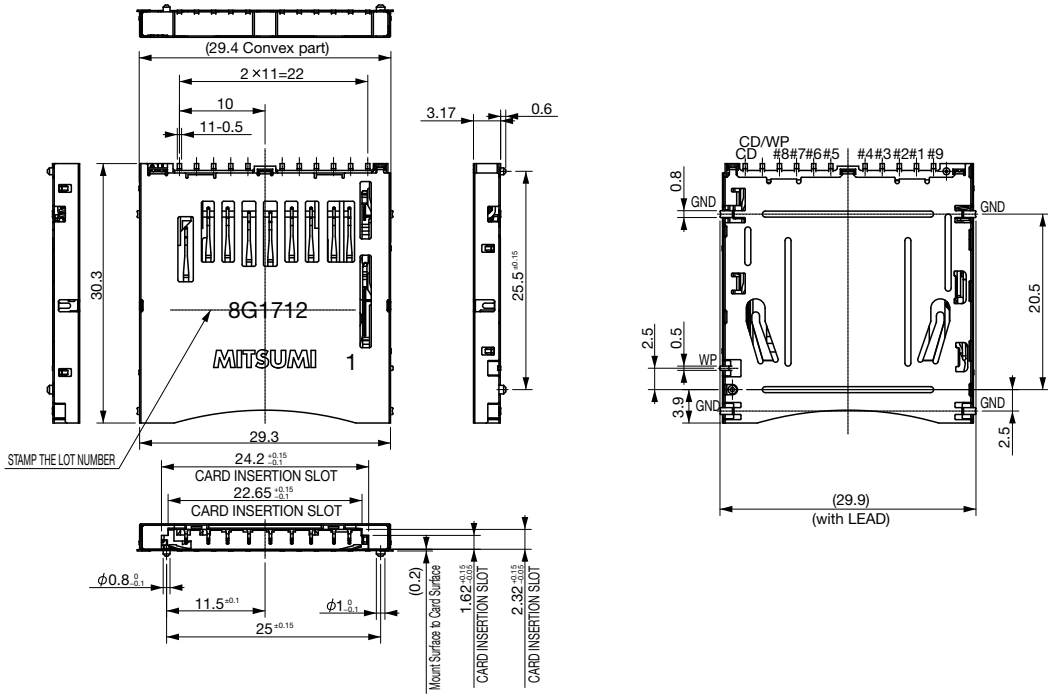
CIM-H81N



Unit : mm

• Any products mentioned in this catalog are subject to any modification in their appearance and others for improvements without prior notification.
 • The details listed here are not a guarantee of the individual products at the time of ordering. When using the products, you will be asked to check their specifications.

CIM-H81R

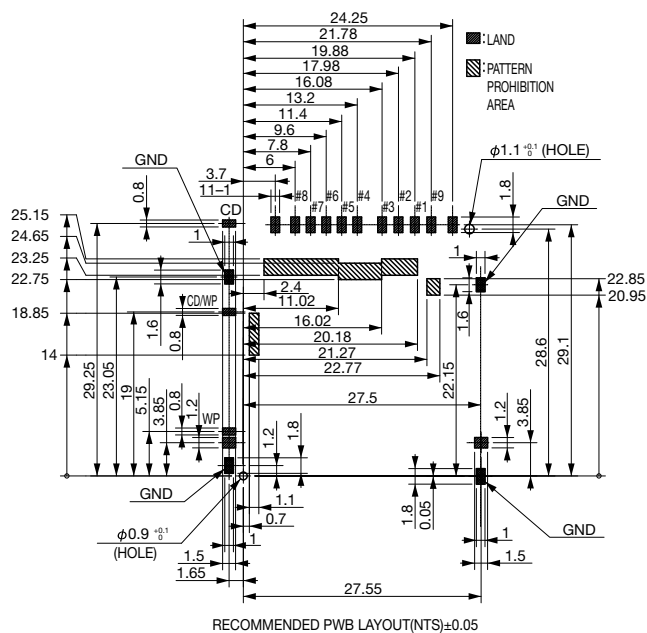


Unit : mm

• Any products mentioned in this catalog are subject to any modification in their appearance and others for improvements without prior notification.
 • The details listed here are not a guarantee of the individual products at the time of ordering. When using the products, you will be asked to check their specifications.

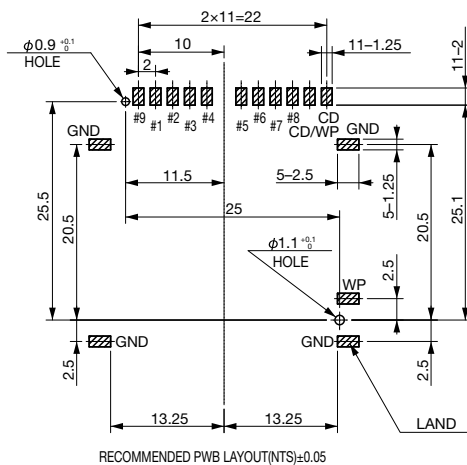
Recommended PWB layout

CIM-H81N



※The surface of the PWB where the connector is mounted recommends the resist processing

CIM-H81R



※The surface of the PWB where the connector is mounted recommends the resist processing