

61082

HIGH SPEED FIBER OPTIC PHOTODIODE



06/03/03

Features:

- Hermetically sealed
- Optimized for fiber optic applications using 50-200 μm fiber
- Electrically isolated TO-46 package

Applications:

- Mobile communication links
- Computer peripherals
- Computer links
- Industrial control links

DESCRIPTION

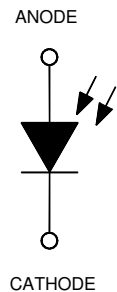
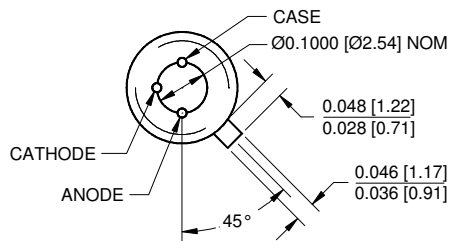
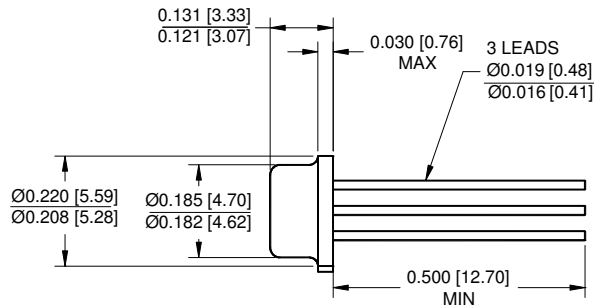
The **61082** is designed for high-speed use in fiber optic receivers. The case is electrically isolated to enhance EMI/RFI shielding. The Photodiodes are designed to interface with multimode optical fibers from 50-200 microns. Available custom binned to customer specifications and/or screened to MIL-PRF-19500.

ABSOLUTE MAXIMUM RATINGS

Storage Temperature.....	-65 °C to +150 °C
Operating Temperature (See part selection guide for actual operating temperature).....	-55 °C to +125 °C
Reverse Voltage.....	100 V
Power Dissipation (Derate at the rate of 2.0 mW/°C above 25 °C).....	200 mW
Soldering Temperature (1/16" (1.66mm) from case for 10 sec).....	240 °C

Package Dimensions

Schematic Diagram



ALL DIMENSIONS ARE IN INCHES [MILLIMETERS]

61082

06/03/03

ELECTRICAL CHARACTERISTICS

T_A = 25°C unless otherwise specified.

HIGH SPEED FIBER OPTIC PHOTODIODE

PARAMETER	SYMBOL	MIN	TYP	MAX	UNITS	TEST CONDITIONS	NOTE
Flux Responsivity	R	0.40	0.55		A/W	$\lambda = 830 \text{ nm}$	2
Dark Current	I _D			10	nA	V _R = 5V, H = 0	
Peak Response Wavelength	λ_P		880		nm		
Rise Time	t _r			10	ns	V _R = 15V	1
Capacitance	C _T		6		pF	V _R = 20V	
Field of View	F _{OV}		80		degrees		

NOTES:

1. R_L = 50Ω, 10%-90%.
2. Test @ V_R = 5V with 50/200 micron, 0.20 N.A. fiber, @ 10μW optical power @ 850nm.

RECOMMENDED OPERATING CONDITIONS:

PARAMETER	SYMBOL	MIN	MAX	UNITS
Reverse Voltage	V _R	5	10	V
Irradiance (H)	H	15	25	mW/cm ²

SELECTION GUIDE

PART NUMBER	PART DESCRIPTION
61082-001	Commercial
61082-101	Screened