

### KEY FEATURES

- Absolute pressure sensor die
- High reliability and low drift over lifetime
- High media compatibility
- Backside media access
- Wide temperature operating range
- Single side bond pad access



### DESCRIPTION

The SW415 is an uncompensated piezoresistive pressure sensor die. It is bulk micromachined and designed for affordable and reliable pressure measurements in a broad range of industrial application and designs.

#### Media compatibility

SW415 has excellent media compatibility due to the patented triple stack sensor design with buried backside piezoresistive elements. With the backside media access, the piezo resistors will not come in contact with the measurement media. The design improves stability and sensor lifetime compared to many traditional sensor designs.

#### Design and performance

The design and performance of SW415 makes it ideal for high accuracy measurements, also in harsh environments. The long term stability is outstanding and has been proven in applications during a period of more than 10 years.

The sensor die can be connected to passive compensation and or signal conditioning as required for a given application.

All sensor die products are 100% electrically tested and visually inspected.

SW415 is delivered as bare dies in waffle packs, as single wafers, or in wafer lots.



GENERAL CONDITIONS

Parameter	Product	Min	Typ	Max	Comments
Operating supply voltage	SW415-B SW415-2		5.0V		
Operating temperature	SW415-B SW415-2	-40°C		125°C	
Operating pressure	SW415-B SW415-2	80kPa 0kPa		120kPa 200kPa	Absolute pressure
Overload pressure	SW415-B SW415-2	600kPa			
Breakdown voltage	SW415-B SW415-2		14V		At I=5.0μA
Leakage current	SW415-B SW415-2		0.2nA		At Vdd=4.0V

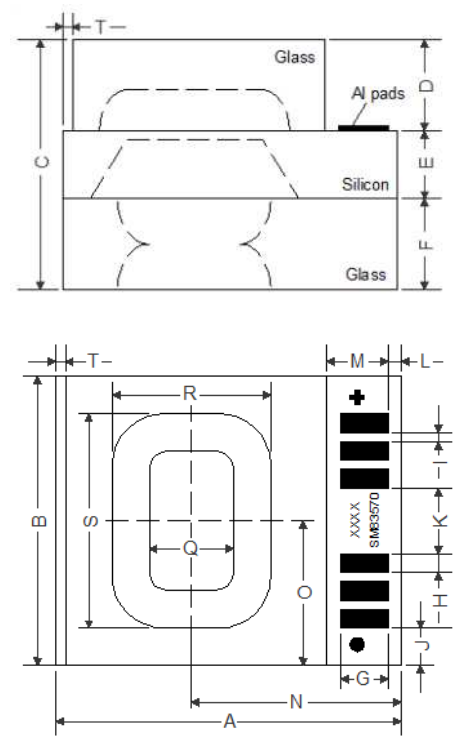
FUNCTIONAL CHARACTERISTICS (@25°C,5V)

Parameter	Typ	Unit
<b>Bridge resistor</b>		
Bridge resistance	12	kΩ
Temp.coeff.bridge resistor (1 <sup>st</sup> order)	1.5	10 <sup>-3</sup> /°C
Temp.coeff.bridge resistor (2 <sup>nd</sup> order)	8.2	10 <sup>-6</sup> /°C <sup>2</sup>
Common mode voltage	0.5*Vdd	V
<b>Sensitivity</b>		
Sensitivity	128	μV/VkPa / μV/Vg
Temp.coeff.sensitivity drift (1 <sup>st</sup> order)	-2.0	10 <sup>-3</sup> /°C
Non linearity	See separate chart	%FSO
<b>Zero point</b>		
Zero point	-5.1/7.2	mV/V
Temp.coeff.zero point (1 <sup>st</sup> order)	±94	μV/V°C

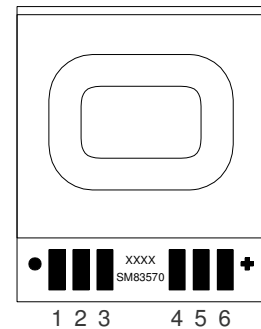
MECHANICAL DIMENSIONS

All dimensions in μm.

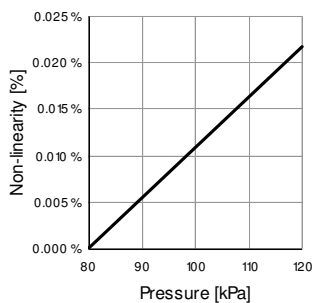
- DIM TYP
- A 1980
- B 2480
- C 1450
- D 525
- E 400
- F 525
- G 198
- H 118
- I 82
- J 280
- K 580
- L 90
- M 450
- N 1145
- O 1240
- Q 500
- R 800
- S 1300
- T 90



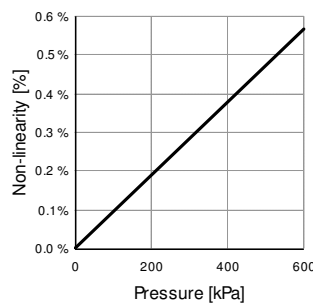
ELECTRICAL CONTACTS



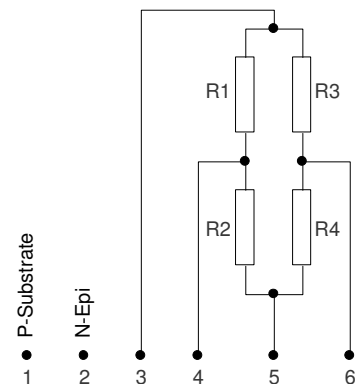
NON-LINEARITY SW415-B



NON-LINEARITY SW415-2



ELECTRICAL CIRCUIT DIAGRAM



Information furnished by Sensoror is believed to be accurate and reliable. However, no responsibility is assumed by Sensoror for its use, nor for any infringements of patents or other rights of third parties that may result from its use. Sensoror reserves the right to make changes without further notice to any products herein. Sensoror makes no warranty, representation or guarantee regarding the suitability of its products for any particular purpose, nor does Sensoror assume any liability arising out of the application or use of any product or circuit, and specifically disclaims any and all liability, including without limitation consequential or incidental damages. No license is granted by implication or otherwise under any patent or patent rights of Sensoror. Trademarks and registered trademarks are the property of their respective owners. Sensoror products are not intended for any application in which the failure of the Sensoror product could create a situation where personal injury or death may occur. Should Buyer purchase or use Sensoror products for any such unintended or unauthorized application, Buyer shall indemnify and hold Sensoror and its officers, employees, subsidiaries, affiliates, and distributors harmless against all claims, costs, damages, and expenses, and reasonable legal fees arising out of, directly or indirectly, any claim of personal injury or death associated with such unintended or unauthorized use, even if such claim alleges that Sensoror was negligent regarding the design or manufacture of the part.