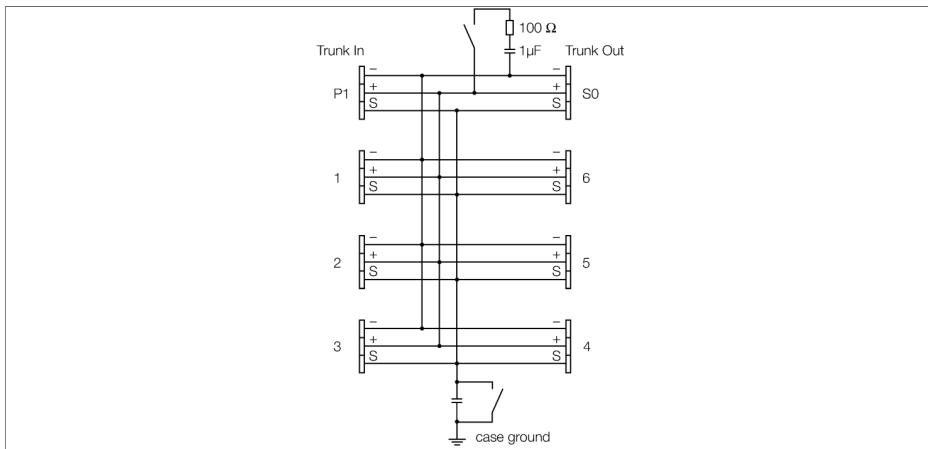


**FOUNDATION™ fieldbus and PROFIBUS-PA
IP20 junction box, 6-channel
JRBS-40-6R/EX**



The 6-channel Ex junction box JRBS-40-6R/EX is designed for fieldbus systems according to IEC 61158-2, i.e. it is suited for both PROFIBUS PA and FOUNDATION™ fieldbus.

The housing is made of aluminium and features protection degree IP20.

The junction box is equipped with a selectable bus terminating resistor. The according switch is integrated in the housing on the board.

The shield is capacitively coupled to the housing potential. A switch for direct coupling of the shield and housing is implemented.

Attention: Sufficient equipotential bonding of the installation must be ensured. The device is connected via the bolt of the housing to the system's potentializer.

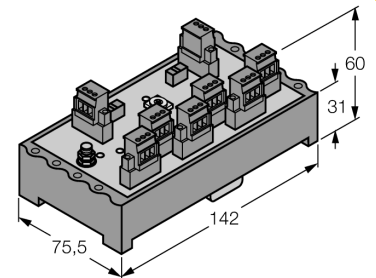
Accessories: To increase the degree of protection, there are various aluminium and stainless steel housings with IP6x rating and various cable glands available on request.



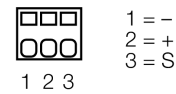
- Entity and FISCO compliant according to IEC 60079-11
- Junction box for DIN rail mounting
- Switch-in terminating resistor
- Cable shielding: Capacitive or direct connection with housing potential selectable via switch
- aluminium housing

**FOUNDATION™ fieldbus and PROFIBUS-PA
IP20 junction box, 6-channel
JRBS-40-6R/EX**

Dimensions



Terminal assignment



Type code	JRBS-40-6R/EX
Ident no.	6611457
Fieldbus standard	IEC 61158-2
Operating voltage range	9...32 VDC
Ex approval acc. to conformity certificate	PTB 05 ATEX 2002
Entity Parameter	
Max. output voltage U_o	≤ 24 V
Max. output current I_o	≤ 250 mA
Max. output power P_o	≤ 2560 mW
Max. input voltage U_i	≤ 24 V
Max. input current I_i	≤ 250 mA
Max. input power P_i	≤ 2560 mW
FISCO parameter acc. to IEC 60079-11	
Max. output voltage U_o	≤ 17.5 V
Max. output current I_o	≤ 380 mA
Max. output power P_o	≤ 5320 mW
Max. input voltage U_i	≤ 17.5 V
Max. input current I_i	≤ 380 mA
Max. input power P_i	≤ 5320 mW
Internal inductance/capacitance L/C,	Trunk (In/Out): negligible / ≤ 5.00 nF per field current circuit: negligible / ≤ 0.82 nF Σ field current circuits: negligible / ≤ 5.00 nF
Device designation	Ⓢ II 2 G Ex ib IIC/IIB T4 Ⓢ II 2(1) G Ex ia IIC/IIB T4 Ⓢ II 2 G (2D) Ex ib [ibD] IIB T4 Ⓢ II 2(1) G (1D) Ex ia [iaD] IIB T4 FISCO / Entity field device
Ex approval acc. to conformity certificate	TURCK Ex-13002H X
Device designation	Ⓢ II 3 G Ex nA IIC T4 Gc
Device designation	Ⓢ II 3 G Ex ic IIC T4 Gc
Electrical connection	removable terminal block, reverse polarity protected, screw connection
Terminal cross-section	0.2...2.5 mm ² (12 ... 24 AWG)
Earthing bolt	M5 x 1
Protection class	IP20
MTTF	705 years acc. to SN 29500 (Ed. 99) 40 °C
Ambient temperature	-25...+70 °C
Housing material	Aluminium
Housing color	Black
Dimensions	142x 31x 75.5 mm
Connection mode	snap-fit on DIN rail (DIN 60715)