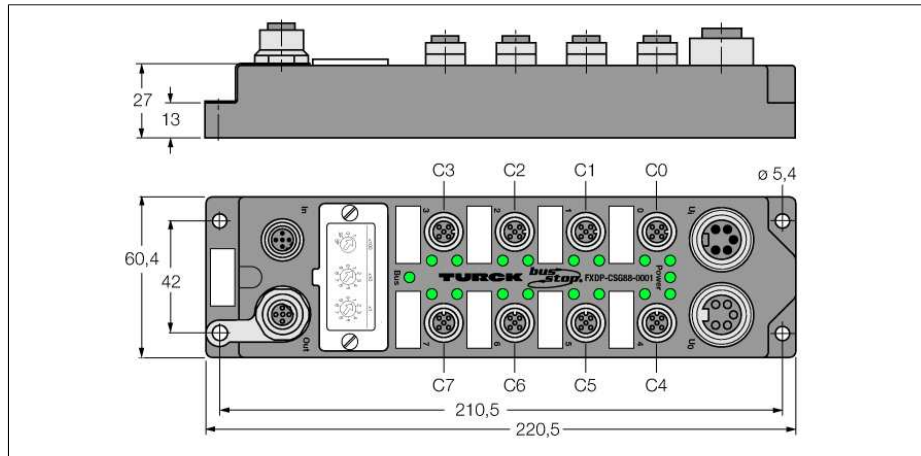
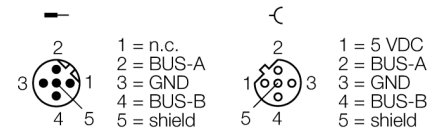


Fieldbus I/O module PROFIBUS-DP
8 digital PNP inputs
8 digital outputs 1.4 A
FXDP-IOM88-0001

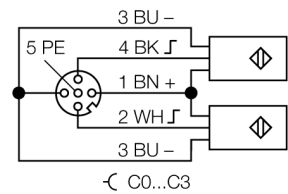


- ATEX category II 3 G, Ex Zone 2
- Two inputs or outputs per connector
- Diagnostics can be mapped in user data
- Input diagnostics per port
- Output diagnostics per channel
- Fibre-glass reinforced PA6 housing
- Vibration and shock-resistant
- Encapsulated module electronics
- Metal connector
- Protection class IP67

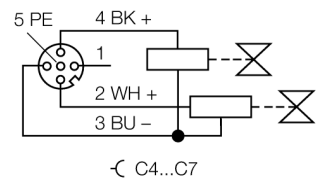
Fieldbus M12 x 1



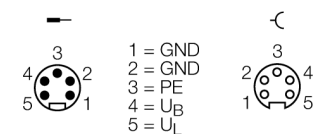
input M12 x 1



Output M12 x 1



Power supply 7/8"



Type code	FXDP-IOM88-0001
Ident no.	6825404
Operating / load voltage	18...30 VDC
Operating current	< 75 mA
Voltage supply connection	2 x 7/8"
Fieldbus transmission rate	9.6 kbps ... 12 Mbps
Fieldbus addressing	0 ... 126 (decimal) via three coded rotary switches
Diagnostics	Load voltage diagnostics, switched on/off via GSD parameter
Inputs	
Number of channels	(8) 3-wire pnp sensors
Input voltage	18...30 VDC via operating voltage
Supply current	< 120 mA per channel, short-circuit proof
Switching threshold	2 mA / 4 mA
Input delay	2.5 ms
Switching frequency	≤ 250 Hz
Max. input current	7 mA
Electrical isolation	galvanic isolation against the bus
Outputs	
Number of channels	(8) DC actuators
Output voltage	18...30 VDC from load voltage
Output current per channel	1.4 A, short-circuit proof
Load type	resistive, inductive, lamp load
Switching frequency	≤ 250 Hz
Simultaneity factor	0.8
Electrical isolation	galvanic isolation against the bus
Electrical isolation	to operating and load voltage
Dimensions (W x L x H)	60.4x220.5x27mm
Housing material	fibre-glass reinforced Polyamide (PA6-GF30)
halogen-free	yes
Mounting	4 mounting holes Ø 5,4 mm
Operating temperature	-25...+55 °C
Storage temperature	-25 ... +70 °C
Vibration test	as per EN 60068-2-6
Shock test	as per EN 60068-2-27
Electro-magnetic compatibility	according to EN 61000-6-2/EN 61000-6-4
Protection class	IP67
MTTF	147 years acc. to SN 29500 (Ed. 99) 20°C
Approvals	CE, cULus, II 3 G EEx nA IIC T4 X
UL conditions	pol. deg.2, env. temp. max. 40 °C, cl.2 ps req.

Fieldbus I/O module PROFIBUS-DP
8 digital PNP inputs
8 digital outputs 1.4 A
FXDP-IOM88-0001

Data in process image

C1P4: Male Connector 1, 4-pole

SC: Short-circuit - group signal

SC3: Short-circuit channel 3

Con2: Overload sensor supply C2

UB: UB < 18 VDC

UL: UL < 18 VDC

		Bit 7	Bit 6	Bit 5	Bit 4	Bit 3	Bit 2	Bit 1	Bit 0
Input	Byte 0	C3P2	C3P4	C2P2	C2P4	C1P2	C1P4	C0P2	C0P4
Output	Byte 0	C7P2	C7P4	C6P2	C6P4	C5P2	C5P4	C4P2	C4P4
Diagnostics	Byte 0	-	-	-	-	-	UB	UL	SC
	Byte 1	SC 7	SC 6	SC 5	SC 4	SC 3	SC 2	SC 1	SC 0
	Byte 2	SC 15	SC 14	SC 13	SC 12	SC 11	SC 10	SC 9	SC 8
	Byte 3	Con 7	Con 6	Con 5	Con 4	Con 3	Con 2	Con 1	Con 0