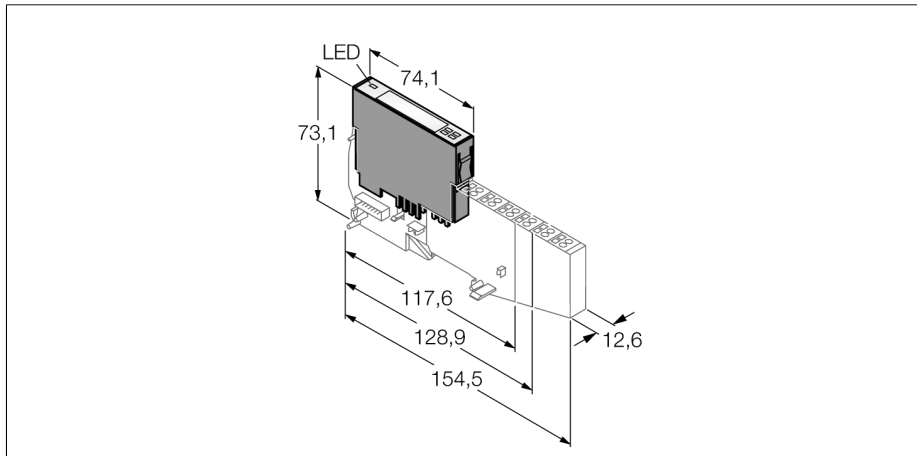


**BL20 electronic module**  
**4 digital outputs**  
**BL20-4DO-24VDC-0.5A-P**



- Fieldbus and connection technology independent
- Protection class IP20
- LEDs indicate status and diagnostic
- Electronics galvanically separated from the field level via optocouplers
- 4 digital outputs, 24 VDC
- Max. 0.5 A
- PNP switching

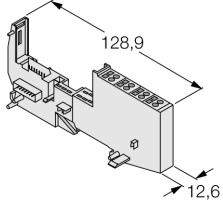
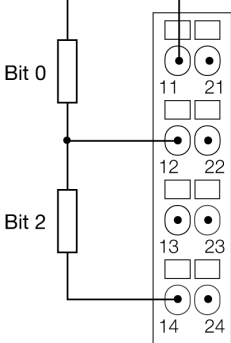
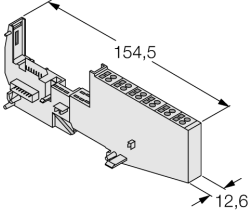
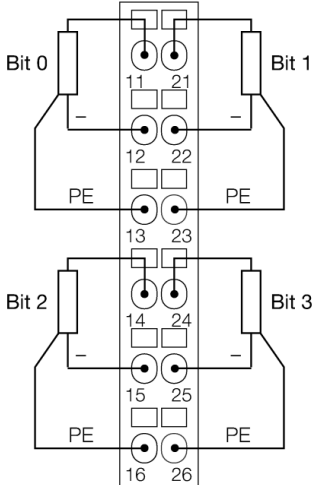
**Functional principle**

BL20 electronic modules are plugged into the purely passive base modules which are used for connection of field devices. Maintenance is significantly facilitated due to separation of the connection level from the module electronics. Furthermore flexibility is enhanced because the base modules provide a choice of tension spring or screw connection technology. The electronic modules are completely independent of the type of higher level field bus through the use of gateways.

|  |   |
|--|---|
| <b>Type</b>                            | BL20-4DO-24VDC-0.5A-P   |
| Ident-No.                              | 6827023   |
| <b>Number of channels</b>              | 4   |
| Rated voltage from the supply terminal | 24 VDC  |
| Supply voltage                         | 24 VDC  |
| Rated current from field supply        | ≤ 25 mA   |
| Rated current from module bus          | ≤ 30 mA   |
| Power loss, typical                    | ≤ 1 W   |
| <b>Connection technology</b>           | Screw, tension spring   |
| <b>Outputs</b>                         |   |
| Output type                            | pnp   |
| Output voltage                         | 24 VDC  |
| Output current per channel             | 0.5 A   |
| Output delay                           | 0.25 ms   |
| Load type                              | resistive, inductive, lamp load                                     |
| Load resistance, resistive             | > 48 Ω  |
| Load resistance, inductive             | < 1.2 H   |
| Lamp load                              | < 6 W   |
| Switching frequency, resistive         | < 5000 Hz   |
| Switching frequency, inductive         | < 2 Hz  |
| Switching frequency, lamp load         | < 10 Hz   |
| Short-circuit protection               | yes   |
| Simultaneity factor                    | 1   |
| Electrical isolation                   | electronics for the field level                                     |
| <b>Number of diagnostic bits</b>       | 1   |
| <b>Dimensions (W x L x H)</b>          | 12.6x74.1x55.4mm  |
| Approvals                              | CE, cULus, zone2, ClassI, div.2.                                    |
| Operating temperature                  | 0 ... +55 °C  |
| Storage temperature                    | -25 ... +85 °C  |
| Relative humidity                      | 5 to 95% (internal), Level RH-2, no condensation (at 45 °C storage) |
| Vibration test                         | acc. to EN 61131  |
| Shock test                             | acc. to IEC 68-2-27   |
| Drop and topple                        | acc. to IEC 68-2-31 and free fall to IEC 68-2-32                    |
| Electro-magnetic compatibility         | acc. to EN 50,082-2   |
| Protection class                       | IP20  |

**BL20 electronic module**  
**4 digital outputs**  
**BL20-4DO-24VDC-0.5A-P**

**Compatible base modules**

| Dimension drawing  | Type   | Pin configuration  |
|--|--|--|
|   | <p><b>BL20-S4T-SBCS</b><br/>         6827063<br/>         tension spring connection, access to C rail</p> <p><b>BL20-S4S-SBCS</b><br/>         6827060<br/>         screw connection, access to C rail</p> | <p>Wiring diagram</p>   |
|  | <p><b>BL20-S6T-SBCS</b><br/>         6827064<br/>         tension spring connection, access to C rail</p> <p><b>BL20-S6S-SBCS</b><br/>         6827066<br/>         screw connection, access to C rail</p> | <p>Wiring diagram</p>  |