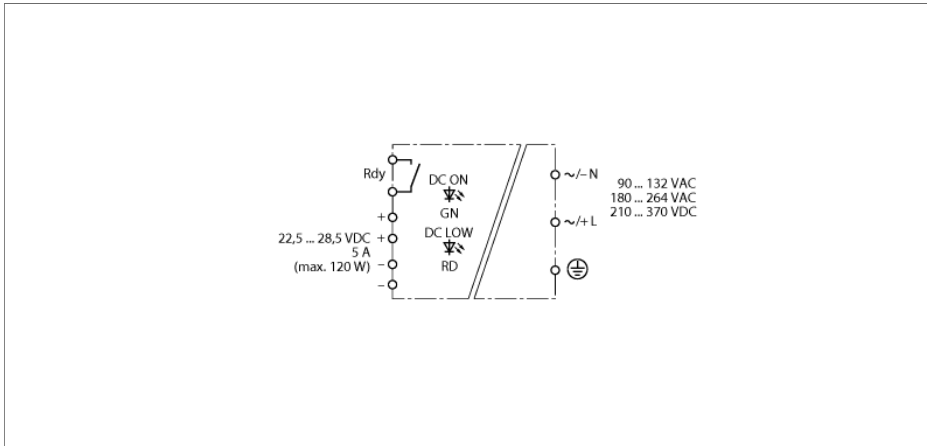


**Switching power supply  
IM82-24-5,0**

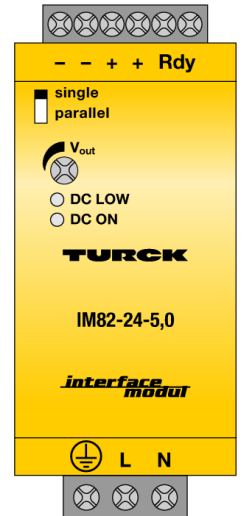


The IM82-24-5.0 power supply is designed for DC loads, especially for switching and monitoring devices of the TURCK interface module series IM, IME, IMB, IMS and IMC.

The power supply provides 24 VDC output voltage and 5.0 A output current. With the potentiometer  $V_{out}$  the output voltage can be adjusted in a range between 22.5...28.5 VDC. The device provides safety extra-low voltage (SELV) according to EN 60950.

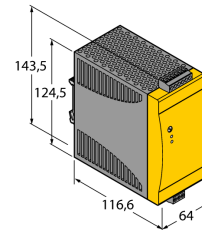
The power supply can be set to single or parallel operating mode.

- Class 1, Div 2
- Safety extra-low voltage SELV IEC/ EN 60950
- Output voltage adjustable 22.5...28.5 VDC
- Nominal current 5 A
- Single/parallel operation
- Surge protection
- Removable terminal blocks
- Universal operating voltage
- Mains buffering up to 30 ms
- High efficiency
- Natural air cooling
- Power-good relay

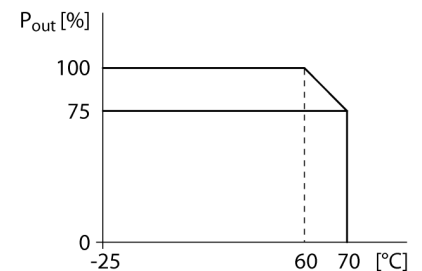


<b>Type code</b>	IM82-24-5,0
Ident no.	7545042
<b>Nominal voltage</b>	Universal voltage supply unit
Operating voltage	90...132 VAC and 186...264 VAC
Frequency	47...73 Hz
Operating voltage range	210...370 VDC
Power consumption	≤ 145 VA
PFC	0.7
Efficiency	86 %
External fuse	B5A
Internal fuse	T3,15A/250VAC
inrush current	Ui=115VAC, 24A; Ui=230VAC, 48A
Mains buffering	Ui=115VAC, 25ms; Ui= 230VAC, 30ms
<b>Nominal voltage</b>	24 V
Adjustment range	22.5...28.5V
Nominal current	5 A
Output circuits (digital)	relay (NO), > 17.6 ... 19.4V
Relay switching voltage	≤ 60 VDC
Switching current per output	≤ 300 mA
Overload protection	105-145%
Surge limiting	125-145 %
Parallel mode	yes, switchover initiated by a switch, max. 3 devices each with 90 % load current
Ripple	50 mV
Pollution degree	2
Surge category	II
Short-circuit behaviour	Current limiting
<b>Limit frequency</b>	≤ 80000 Hz
<b>Galvanic separation</b>	
Test voltage	3.0 kV
<b>Indication</b>	
Operational readiness	green
Error indication	red
<b>Protection class</b>	IP20
Ambient temperature	-25...+70 °C
Storage temperature	-25...+85°C
Derating	-2.5%/°C from 60°C
Relative humidity	≤ 95%
Dimensions	143.5x 64x 116.6 mm
Weight	1006 g
Mounting instruction	For mounting on DIN rail
Housing material	Metal
Electrical connection	Screw terminals
Terminal cross-section	0.2...2.0 mm <sup>2</sup>
Tightening torque	0.5 Nm

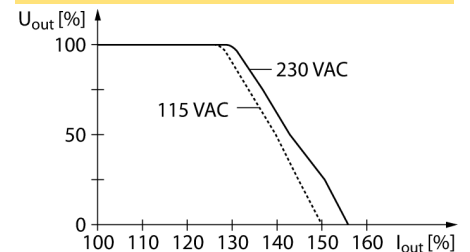
**Dimensions**



**Derating**



**Short-circuit behaviour**



**parallel connection**

