



LED..B..M Series Backlights

Visible Red or Infrared Backlights in 2 sizes for use with PresencePLUS® P4 Sensors



Features

- Diffused backlights for PresencePLUS® P4 sensors. See Banner's web site (www.bannerengineering.com) for a complete lighting tutorial.
- Continuous or strobed operation is selectable via sensor software.
- Solid-state LED matrix, in two sizes
- Direct connection to PresencePLUS P4 sensor (if sensor is powered by 24V dc)
- Two sizes available (see models below)
- Bracket option(s) available for each model

Models

Models*	LED Color	Wave Length	Active Area
LEDIB70X70M	Infrared	940 nm	71 x 71 mm (2.8" x 2.8")
LEDRB70X70M	Visible Red	660 nm	
LEDIB85X220M	Infrared	940 nm	85 x 220 mm (3.35" x 8.67")
LEDRB85X220M	Visible Red	660 nm	

*For 9 m (30') integral cable, add suffix "W/30" to the model number (e.g., LEDIB70X70M W/30).

Specifications

Light Source	LED; see Models table above for wave lengths
Illumination	Diffused for use in applications needing a backlit light source.
Supply Voltage and Current	70x70 mm models: 24V dc @ 250 mA max. 85x220 mm models: 24V dc @ 500 mA max. Voltage supplied by PresencePLUS P4 sensors, if operating at 24V dc (see sensor manual).
Connections	2 m (6.5') or 9 m (30') attached PVC pigtail with 3-wire, 8 mm male Pico-style connector
Construction	Low-carbon steel with black zinc plating, acrylic window
Useful Life	10,000 hours (LED ON time). When operated within specifications, output will decrease less than 30% after 10,000 hours and less than 40% after 20,000 hours.
Operating Conditions	Temperature: 0° to +50°C (+32° to 122°F) Relative humidity: 90% at 50°C (non-condensing) max.
Cleaning Instructions	Regularly remove any dust, dirt, or fingerprints from the light source. 1. Blow off dust using anti-static compressed air. 2. If necessary, use a lens cloth and lens cleaner or window cleaner to wipe off remaining debris. Do not use any other chemicals for cleaning.

LED..B..M Series Backlights

Dimensions

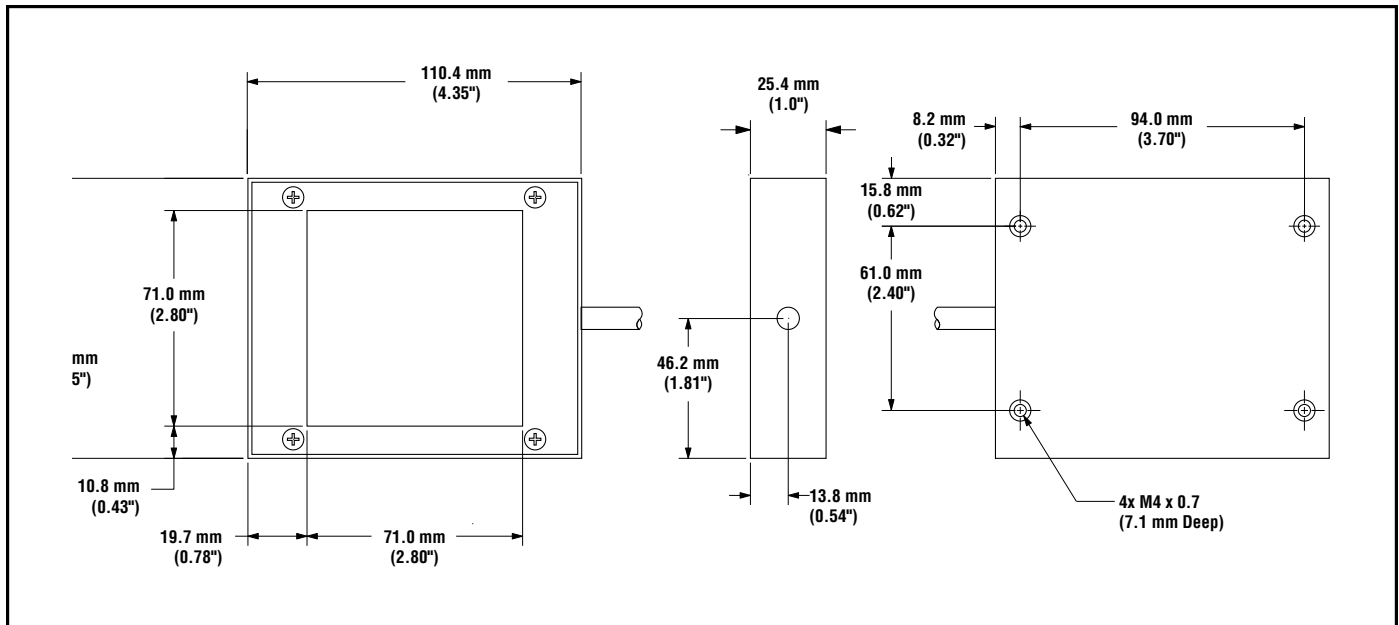


Figure 1. 70x70 mm model backlight dimensions

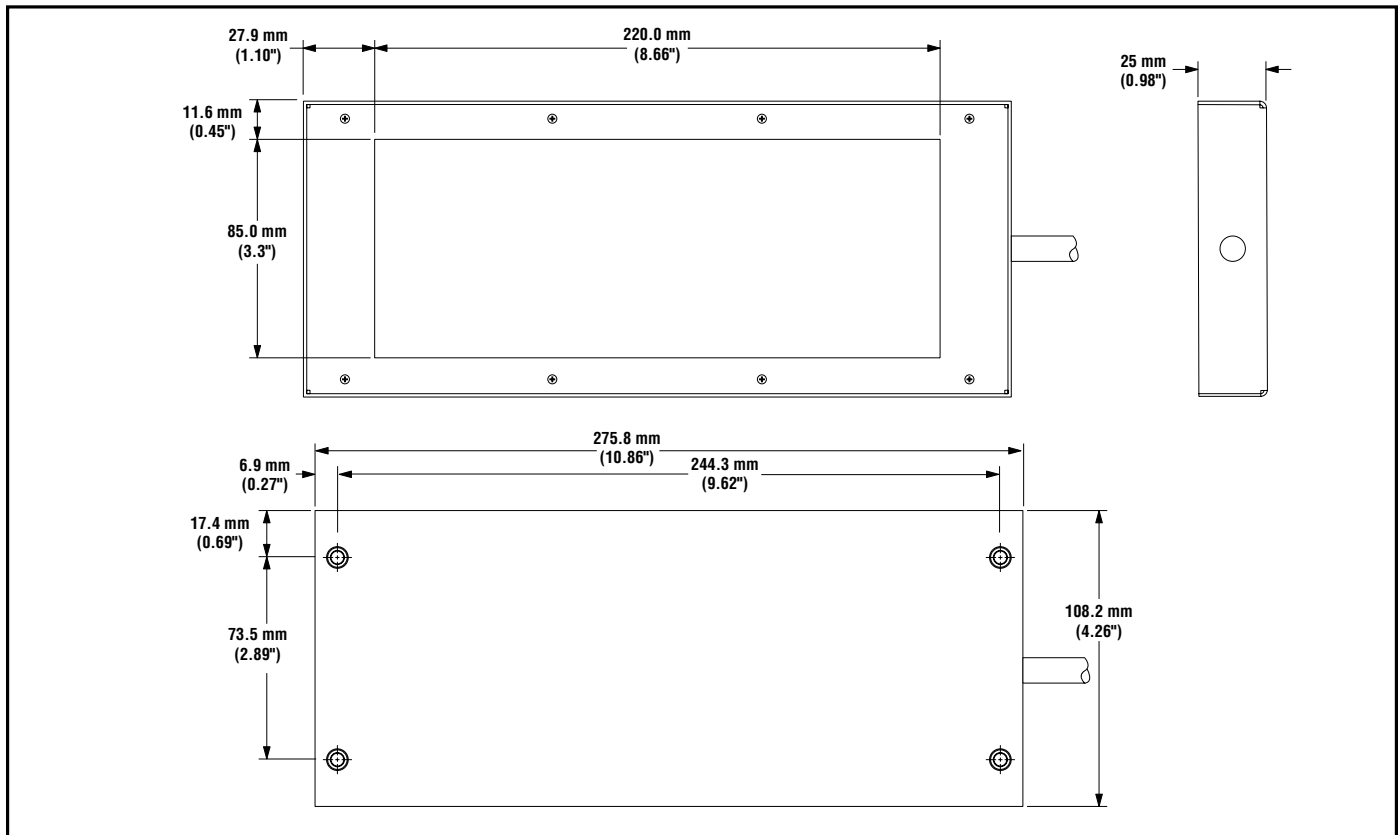
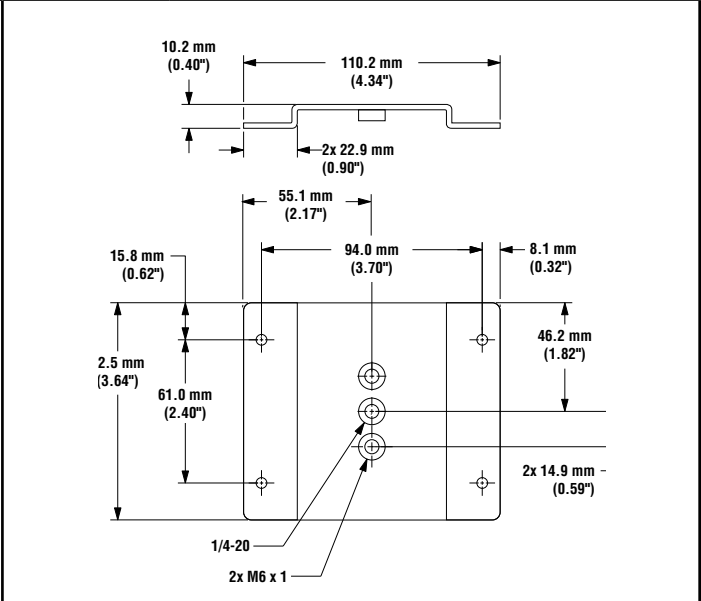
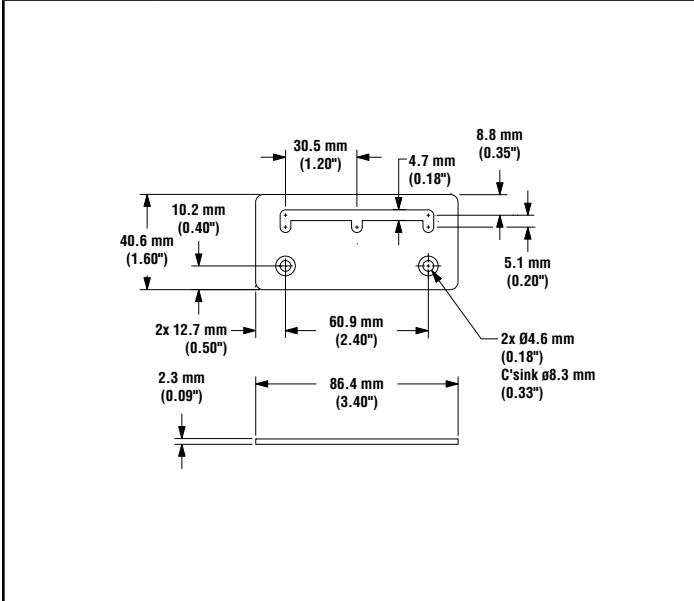


Figure 2. 85x220 mm model backlight dimensions

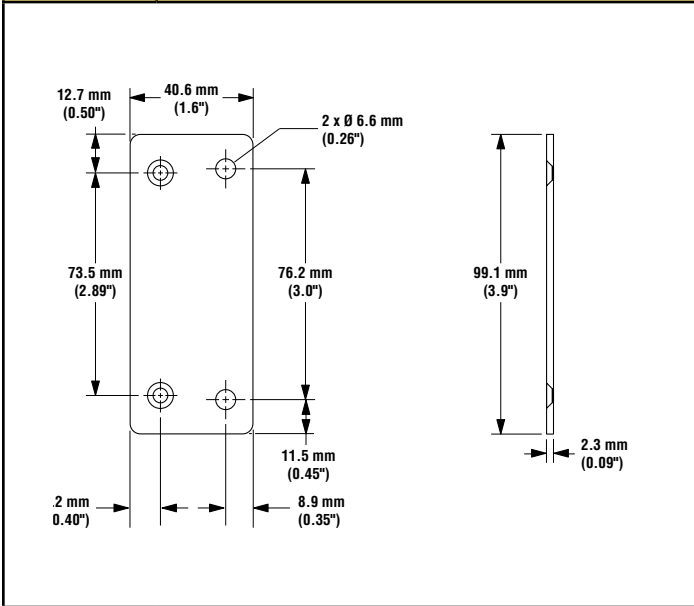
LED..B..M Series Backlights

Accessory Mounting Brackets

<p>SMBABM</p>	<ul style="list-style-type: none"> • 13-ga. zinc-plated low-carbon steel • (4) M4 Phillips flathead screws included • For mounting light from front • Accommodates backlight models LED..B70X70.. 	<p>SMBACM</p>	<ul style="list-style-type: none"> • 14-ga. zinc-plated low-carbon steel • (4) M4 socket-head cap screws, washers and hex key included • For mounting light from rear • Accommodates backlight models LED..B70X70..
----------------------	---	----------------------	---



<p>SMBLB</p>	<ul style="list-style-type: none"> • Accommodates backlight models LED..B85X220..
---------------------	--



LED..B..M Series Backlights



more sensors, more solutions

WARRANTY: Banner Engineering Corp. warrants its products to be free from defects for one year. Banner Engineering Corp. will repair or replace, free of charge, any product of its manufacture found to be defective at the time it is returned to the factory during the warranty period. This warranty does not cover damage or liability for the improper application of Banner products. This warranty is in lieu of any other warranty either expressed or implied.

P/N 116947 rev. B

Banner Engineering Corp., 9714 Tenth Ave. No., Minneapolis, MN 55441 • Phone: 763.544.3164 • www.bannerengineering.com • sensors@bannerengineering.com