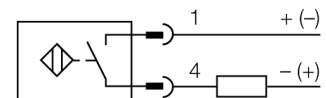


- Threaded barrel, M30 x 1.5
- Brass, PTFE-coated
- Factor 1 for all metals
- Magnetic field immune
- DC 2-wire, 10...65 VDC
- NO contact
- Cable with connector

**Wiring diagram**

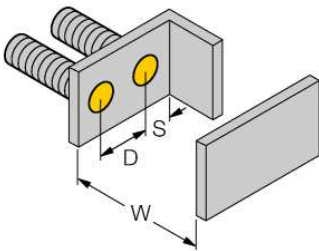
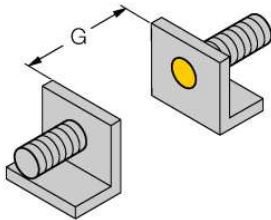
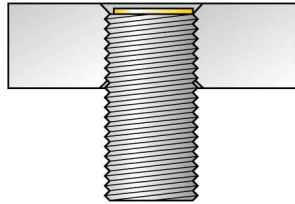
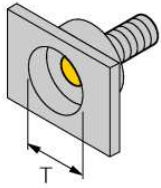


<b>Type code</b>	BI10U-MT30-AD4X-0,3-RS4.23/XOR
Ident no.	4405050
<b>Rated operating distance Sn</b>	10 mm
Mounting condition	flush
Assured sensing range	≤ (0,81 x Sn) mm
Repeatability	≤ 2 % of full scale
Temperaturdrift	10 %
Hysteresis	≤ ± 15 %, ≤ -25 °C v ≥ +70 °C
Ambient temperature	3...20 % -25...+70 °C
<b>Operating voltage</b>	10...65VDC
Residual ripple	≤ 10 % U <sub>ss</sub>
DC rated operational current	≤ 100 mA
Residual current	≤ 0.8 mA
Rated insulation voltage	≤ 0.5 kV
Short-circuit protection	yes/ cyclic
Voltage drop at I <sub>s</sub>	≤ 5 V
Smallest operating current I <sub>m</sub>	≤ 3 mA
Switching frequency	0.01 kHz
<b>Design</b>	threaded barrel, M30 x 1.5
Dimensions	64 mm
Housing material	Metal, CuZn, PTFE-coated
Material active face	Plastic, LCP, PTFE-coated
End cap	Plastic, EPTR
Material coupling nut	metal, CuZn, nickel-plated
Max. tightening torque housing nut	75 Nm
Connection	Cable with connector, M12 x 1
Cable quality	5.2 mm, LifXX, PVC, 0.3 m
Cable cross section	2 x 0.34 mm <sup>2</sup>
Vibration resistance	55 Hz (1 mm)
Shock resistance	30 g (11 ms)
Protection class	IP68
MTTF	874 years acc. to SN 29500 (Ed. 99) 40 °C
<b>Switching state</b>	● yellow

**Functional principle**

Inductive sensors detect metal objects contactless and wear-free. Due to the patented multi-coil system, *Uprox*®+ sensors have distinct advantages compared to conventional sensors. They excel in highest switching distances, maximum flexibility and operational reliability as well as efficient standardization.

Distance D	60 mm
Distance W	30 mm
Distance T	90 mm
Distance S	45 mm
Distance G	60 mm
<hr/>	
Diameter of the active area B	Ø 30 mm



Flush and recessed mounting of all *uprox*®+ threaded barrel sensors. Safe operation is ensured if the sensor is screwed in by half a turn.

Isolating switching amplifiers can be applied because *uprox*®+ 2-wire DC sensors work with 8 VDC low operating voltage (limited load current 50 mA).

The sensors can be operated with the Turck remote I/O fieldbus system BL20. If the sensors are combined with a BL20-4DI-NAMUR slice, events of wire-break or short-circuit can be detected immediately.

**Accessories**

Type code	Ident no.	Description	Dimension drawing
BSS-30	6901319	Mounting bracket for smooth and threaded barrel devices; material: Polypropylene	
BL20-4DI-NAMUR	6827212	4 digital inputs acc. to EN 60947-5-6. For NAMUR sensors, de-energized contacts or uprox®+ 2-wire DC sensors.	
IM1-22EX-R	7541231	Isolating switching amplifier, dual-channel; 2 relay outputs NO; input NAMUR signal; selectable ON/OFF mode for wire- break and short-circuit monitoring; adjustable signal flow (NO/ NC mode); removable terminal blocks; 18 mm width; universal voltage supply unit	