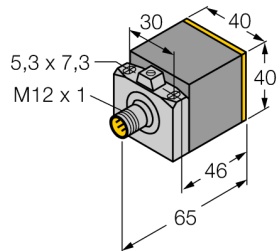
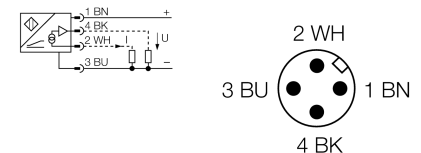


**Inductive sensor
with analog output
NI25-CK40-LIU-H1141**



- Rectangular, height 40 mm
- Variable orientation of active face in 5 directions
- Plastic, PBT-GF30-V0
- Analog+
- Extended operating range
- 4-wire, 15...30 VDC
- Analog output
- 0...10 V and 0...20 mA
- M12 x 1 connector

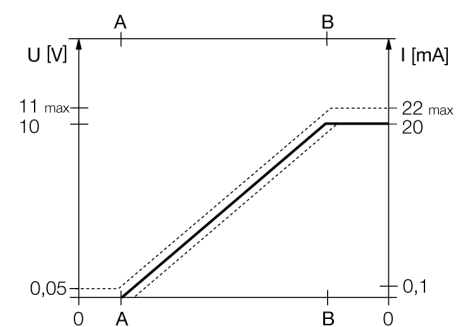
Wiring diagram



Functional principle

Inductive TURCK sensors with analog output accomplish simple control tasks. They provide a current, voltage or frequency signal proportional to the target's distance. The output signal is linear to the distance of the target over the entire sensing range.

Measuring range



Type code	NI25-CK40-LIU-H1141
Ident no.	1537802
Measuring range [A...B]	5...25mm
Mounting condition	non-flush
Correction factors	St37 = 1; Al = 0.3; stainless steel = 0.7; Ms = 0.4
Repeatability	≤ 1 % of measuring range A - B
	≤ 0.5 %, after warm-up 0.5 h
Reproducibility	≤ 200 μm
	≤ 100 μm, after a warm-up time of 0.5 h
Linearity deviation	≤ 5 % of full scale
Temperature drift	≤ ± 0.06 % / K
Ambient temperature	-25...+70 °C
Operating voltage	15...30VDC
Residual ripple	≤ 10 % U _{in}
No-load current I ₀	≤ 8 mA
Rated insulation voltage	≤ 0.5 kV
Short-circuit protection	yes
Wire breakage / Reverse polarity protection	yes/ complete
Output function	4-wire, Analog output
Voltage output	0...10V
Current output	0...20mA
Load resistance voltage output	≥ 4.7 kΩ
Load resistance current output	≤ 0.4 kΩ
Measuring sequence frequency	30 Hz
Design	rectangular, CK40
Dimensions	65x 40x 40 mm variable orientation of active face in 5 directions
Housing material	Plastic, PBT, black
Connection	male, M12 x 1
Vibration resistance	55 Hz (1 mm)
Shock resistance	30 g (11 ms)
Protection class	IP67
MTTF	751 years acc. to SN 29500 (Ed. 99) 40 °C
Included in scope of supply	BS1-CK40

**Inductive sensor
with analog output
NI25-CK40-LIU-H1141**

Distance D	120 mm
Distance W	75 mm
Distance S	120 mm
Distance G	150 mm
Distance N	40 mm

Width of the active face B 40 mm



**Inductive sensor
with analog output
NI25-CK40-LIU-H1141**

Accessories

Type code	Ident no.	Description	Dimension drawing
IM43-13-SR	7540041	Limit value monitor; 1-channel; input 0/4...20 mA or 0/2...10 V; supply of 2- or 3-wire transmitters/sensors; limit value adjustment via teach button; three relay outputs with one NO contact each; removable terminal blocks; 27 mm wide; universal voltage supply 20...250 VUC; further limit value monitors are described in our "Interface Technology" catalog.	
BSS-CP40	6901318	Mounting bracket for rectangular devices; material: Polypropylene	