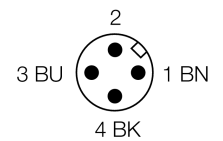
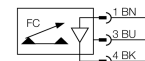


Flow sensor
Immersion sensor with integrated processor
FCS-N1/2A4P-LIX-H1141/L080

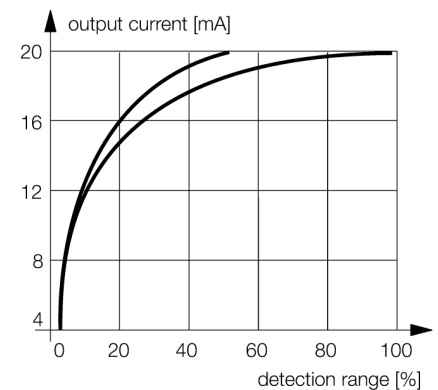
- **Flow sensor for liquid media**
- **Calorimetric principle**
- **Adjustment via potentiometer**
- **LED band**
- **3-wire DC, 21...26 VDC**
- **4...20 mA analog output**
- **Plug-in device, M12 x 1**

Wiring diagram



Functional principle

Our insertion - flow sensors operate on the principle of thermodynamics. The measuring probe is heated by several °C as against the flow medium. When fluid moves along the probe, the heat generated in the probe is dissipated. The resulting temperature is measured and compared to the medium temperature. The flow status of every medium can be derived from the evaluated temperature difference. Thus TURCK's wear-free flow sensors reliably monitor the flow of gaseous and liquid media.



Type code	FCS-N1/2A4P-LIX-H1141/L080
Ident no.	6871049
Operating voltage	21...26VDC
Output function	Analog output
Short-circuit protection	yes
Reverse polarity protection	yes
Current output	4...20mA
Load	≤ 500 Ω
Protection class	IP67
Sensor material	stainless steel, AISI 316Ti
Max. tightening torque housing nut	100 Nm
Connection	male, M12 x 1
Mechanical connection	NPT ½"
Flow state display	LED chain, red (1x), green (5x)
LED display	red = 4 mA 1x green > 4 mA 2x green > 8 mA 3x green > 12 mA 4x green > 16 mA 5x green = 20 mA