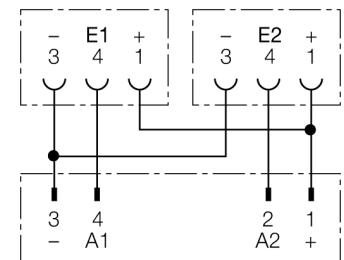

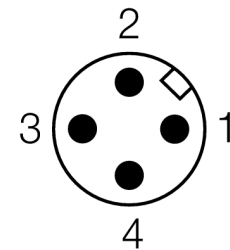
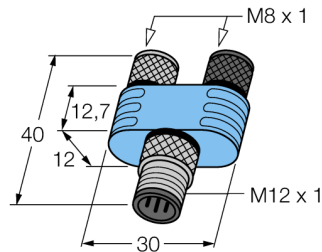


2 port junction systems

Y junction male 12 x 1 connector - 2 female M8 x 1 connectors FSM4-2SKP3/S55

- robust, plastic-moulded Y junction
- Degree of protection IP67

Wiring diagram



Type code	FSM4-2SKP3/S55
Ident no.	8027000
Junction box	Y-piece, pluggable, screwable
Number of pins	4/3
Grip	plastic, TPU, blue
Connector B side	male connector, M12 x 1, straight
Number of pins	3
Grip	plastic, TPU, blue
Contact carriers	plastic, TPU, black
Contacts	metal, CuZn, gold-plated
Coupling nut/screw	metal, CuZn, nickel-plated
Protection class	IP67, (screwed together)
Mechanical lifespan	> 100 mating cycles
Pollution degree	3
Connector	female connector, 2x, M8x1, straight
Polarity	3-pole
Grip	plastic, TPU, blue
Contact carriers	plastic, PA 6 GF, black
Contacts	metal, CuZn, gold-plated
Coupling nut/screw	metal, CuZn, channel 1: PTFE/Channel 2: nickel-plated
Seal	plastic, FKM/FPM
Protection class	IP67, only in screwed state
Mechanical lifespan	> 100 contact durability
Pollution degree	3
Rated voltage [U_{max}]	60 V
Ampacity	4 A
Forward resistance	≤ 5 mΩ
Insulation resistance	≥ 10 ⁸ Ω
Ambient temperature junction	-30 ... +90°C