

GPTR5226

PHASE CONTROLLED SCR

High reliability operation
DC power supply
AC drives

VOLTAGE UP TO	4200 V
AVERAGE CURRENT	2260 A
SURGE CURRENT	32 kA

BLOCKING CHARACTERISTICS

Characteristic		Conditions	Value
V _{RRM}	Repetitive peak reverse voltage		4200 V
V _{RSM}	Non-repetitive peak reverse voltage		4300 V
V _{DRM}	Repetitive peak off-state voltage		4200 V
I _{DRM}	Repetitive peak off-state current, max.	V _{DRM} , single phase, half wave, T _j = T _{jmax}	200 mA
I _{RRM}	Repetitive peak reverse current, max.	V _{RRM} , single phase, half wave, T _j = T _{jmax}	200 mA

ON-STATE CHARACTERISTICS

I _{T(AV)}	Average on-state current	Sine wave, 180° conduction, T _h = 55 °C	2260 A
I _{T(RMS)}	R.M.S. on-state current	Sine wave, 180° conduction, T _h = 55 °C	3550 A
I _{TSM}	Surge on-state current	Non rep. half sine wave, 50 Hz, V _R = 0 V, T _j = T _{jmax}	32 kA
I ² t	I ² t for fusing coordination		5120 kA ² s
V _{T(TO)}	Threshold voltage	T _j = T _{jmax}	1,145 V
r _T	On-state slope resistance	T _j = T _{jmax}	0,22 mΩ
V _{TM}	Peak on-state voltage, max	On-state current I _T = 4000 A, T _j = 25 °C	2,20 V
I _H	Holding current, max	T _j = 25 °C	200 mA
I _L	Latching current, typ	T _j = 25 °C	1500 mA

TRIGGERING CHARACTERISTICS

V _{GT}	Gate trigger voltage	T _j = 25 °C, V _D = 12 V	3 V
I _{GT}	Gate trigger current	T _j = 25 °C, V _D = 12 V	300 mA
V _{GD}	Non-trigger voltage	V _D = 67% V _{RRM} , T _j = T _{jmax}	0,2 V
P _{GM}	Peak gate power dissipation	Pulse width 0.5 ms	100 W
P _{G(AV)}	Average gate power dissipation		5 W
I _{FGM}	Peak gate current		10 A
V _{FGM}	Peak gate voltage (forward)		12 V
V _{RGM}	Peak gate voltage (reverse)		10 V

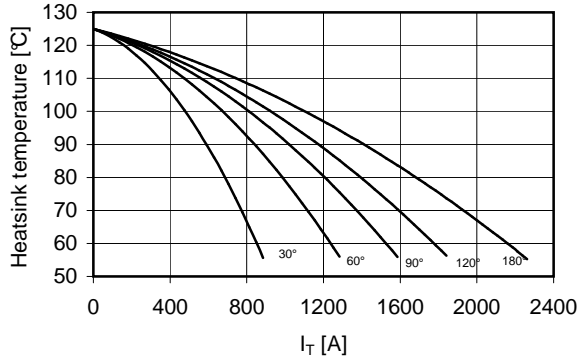
SWITCHING CHARACTERISTICS

di/dt	Critical rate of rise of on-state current	T _j = T _{jmax}	150 A/μs
dV/dt	Critical rate of rise of off-state voltage	T _j = T _{jmax}	1000 V/μs
t _q	Turn-off time, typ	T _j = T _{jmax} , I _T = 2000 A, di/dt = -12.5 A/μs V _R = 100 V, V _D = 67% V _{DRM} , dV/dt = 20 V/μs	400 μs

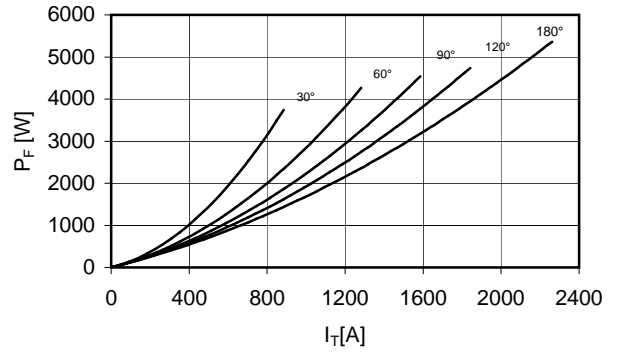
THERMAL AND MECHANICAL CHARACTERISTICS

R _{th(j-c)}	Thermal resistance (junction to case)	Double side cooled	0,010 °C/W
R _{th(c-h)}	Thermal resistance (case to heatsink)	Double side cooled	0,003 °C/W
T _{jmax}	Max operating junction temperature		125 °C
T _{stg}	Storage temperature		-40 / 125 °C
F	Clamping force ± 10%		50 kN
	Mass		950 g

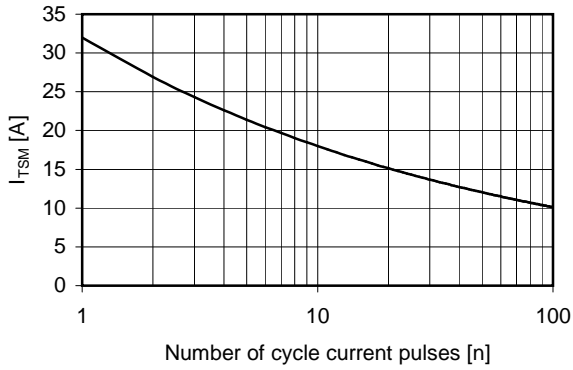
Current rating - sine wave



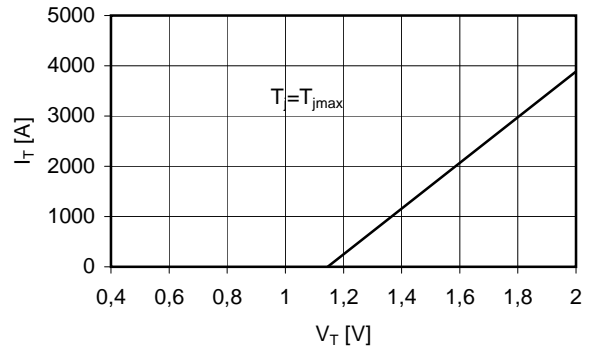
Power loss - sine wave



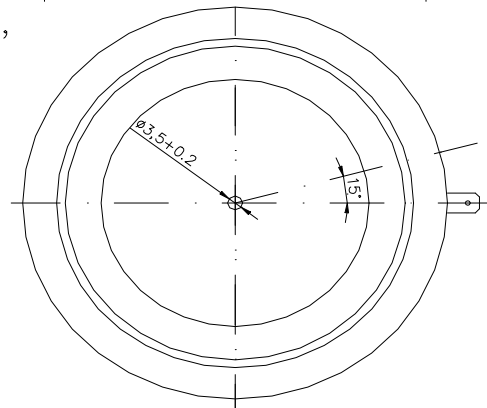
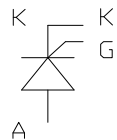
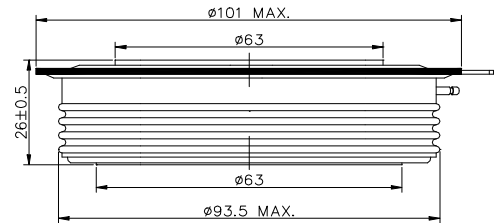
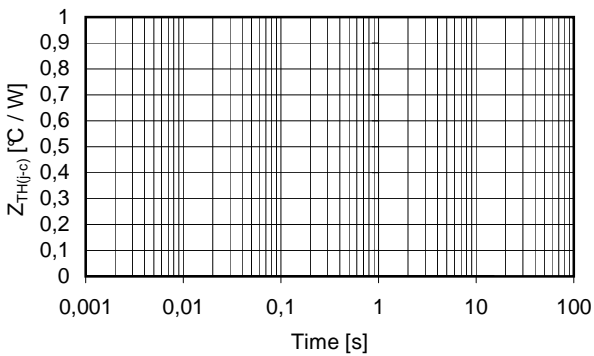
Maximum surge current
d.s. cooled



On-state voltage drop



Thermal impedance (j-c)



In the interest of product improvement Green Power Solutions reserves the right to change any specification given in this data sheet without notice.