



Micro Commercial Components



Micro Commercial Components
 20736 Marilla Street Chatsworth
 CA 91311
 Phone: (818) 701-4933
 Fax: (818) 701-4939

BD882-R
BD882-O
BD882-Y
BD882-GR

Features

- Halogen free available upon request by adding suffix "-HF"
- Lead Free Finish/RoHS Compliant ("P" Suffix designates RoHS Compliant. See ordering information)
- Epoxy meets UL 94 V-0 flammability rating
- Moisture Sensitivity Level 1
- Marking: D882

Maximum Ratings @ 25°C Unless Otherwise Specified

Symbol	Rating	Rating	Unit
V _{CEO}	Collector-Emitter Voltage	30	V
V _{CBO}	Collector-Base Voltage	40	V
V _{EBO}	Emitter-Base Voltage	6	V
I _C	Collector Current-Continuous	3	A
P _C	Collector Dissipation	0.5	W
T _J	Operating Junction Temperature	150	°C
T _{STG}	Storage Temperature	-55 to +150	°C

Electrical Characteristics @ 25°C Unless Otherwise Specified

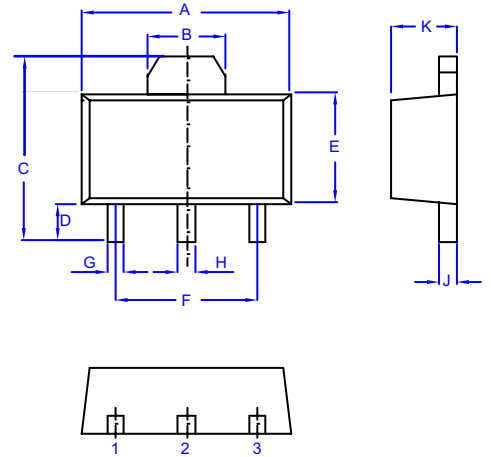
Symbol	Parameter	Min	Typ	Max	Units
V _{(BR)CEO}	Collector-Emitter Breakdown Voltage (I _C =10mA, I _B =0)	30	---	---	Vdc
V _{(BR)CBO}	Collector-Base Breakdown Voltage (I _C =100uA, I _E =0)	40	---	---	Vdc
V _{(BR)EBO}	Collector-Emitter Breakdown Voltage (I _E =100uA, I _C =0)	6	---	---	Vdc
I _{CBO}	Collector Cutoff Current (V _{CB} =40Vdc, I _E =0)	---	---	1	uA
I _{CEO}	Collector Cutoff Current (V _{CB} =30Vdc, I _B =0)	---	---	10	uA
I _{EBO}	Emitter Cutoff Current (V _{EB} =6Vdc, I _C =0)	---	---	1	uA
h _{FE}	DC Current Gain (I _C =1A, V _{CE} =2Vdc)	60	---	400	
V _{CE(sat)}	Collector-Emitter Saturation Voltage (I _C =2A, I _B =0.2A)	---	---	0.5	Vdc
V _{BE(sat)}	Base-Emitter Saturation Voltage (I _C =2A, I _B =0.2A)	---	---	1.5	Vdc
f _t	Transition frequency (V _{CE} =5Vdc, f=10MHz, I _C =0.1A)	50	---	---	MHz

CLASSIFICATION OF h_{FE}

Rank	R	O	Y	GR
Range	60-120	100-200	160-320	200-400

Silicon
NPN epitaxial planer
Transistors

SOT-89



1. BASE
2. COLLECTOR
3. EMITTER

DIM	DIMENSINS				NOTES
	INCHES		MM		
	MIN	MAX	MIN	MAX	
A	.173	.181	4.39	4.60	
B	.061	----	1.55	----	REF.
C	.154	.165	3.91	4.25	
D	.031	.039	0.80	1.00	
E	.092	.100	2.34	2.54	
F	.118	----	3.00	----	TYP
G	.013	.019	0.33	0.48	
H	.015	.021	0.38	0.53	
J	.015	.016	0.38	0.41	
K	.055	.063	1.40	1.60	

Typical characteristics

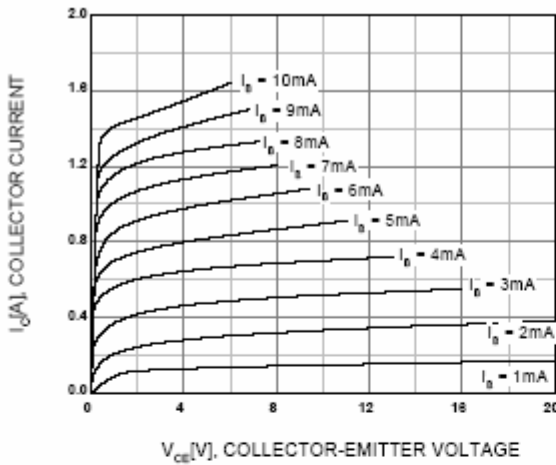


Figure 1. Static Characteristic

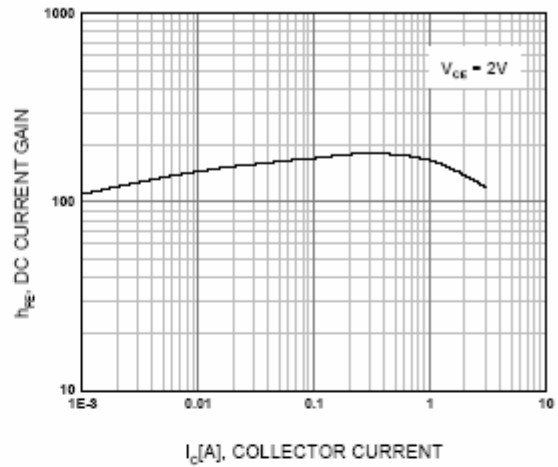


Figure 2. DC current Gain

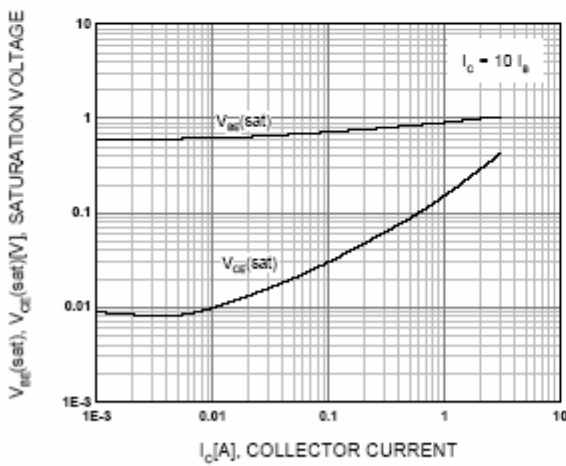


Figure 3. Base-Emitter Saturation Voltage
Collector-Emitter Saturation Voltage

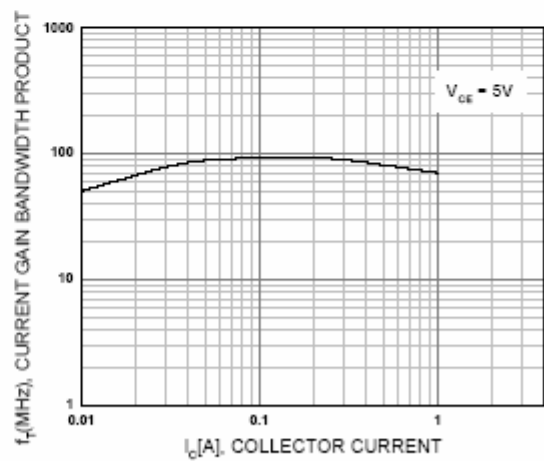


Figure 4. Current Gain Bandwidth Product

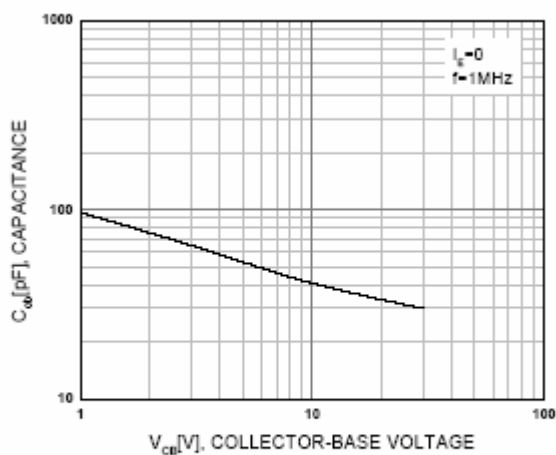


Figure 5. Collector Output Capacitance



Micro Commercial Components

Ordering Information :

Device	Packing
Part Number-TP	Tape & Reel; 1 Kpcs/Reel

Note : Adding "-HF" suffix for halogen free, eg. Part Number-BP-HF

IMPORTANT NOTICE

Micro Commercial Components Corp. reserves the right to make changes without further notice to any product herein to make corrections, modifications, enhancements, improvements, or other changes. Micro Commercial Components Corp. does not assume any liability arising out of the application or use of any product described herein; neither does it convey any license under its patent rights, nor the rights of others. The user of products in such applications shall assume all risks of such use and will agree to hold Micro Commercial Components Corp. and all the companies whose products are represented on our website, harmless against all damages.

LIFE SUPPORT

MCC's products are not authorized for use as critical components in life support devices or systems without the express written approval of Micro Commercial Components Corporation.

CUSTOMER AWARENESS

Counterfeiting of semiconductor parts is a growing problem in the industry. Micro Commercial Components (MCC) is taking strong measures to protect ourselves and our customers from the proliferation of counterfeit parts. MCC strongly encourages customers to purchase MCC parts either directly from MCC or from Authorized MCC Distributors who are listed by country on our web page cited below. Products customers buy either from MCC directly or from Authorized MCC Distributors are genuine parts, have full traceability, meet MCC's quality standards for handling and storage. MCC will not provide any warranty coverage or other assistance for parts bought from Unauthorized Sources. MCC is committed to combat this global problem and encourage our customers to do their part in stopping this practice by buying direct or from authorized distributors.

www.mccsemi.com