



Micro Commercial Components



Micro Commercial Components
20736 Marilla Street Chatsworth
CA 91311
Phone: (818) 701-4933
Fax: (818) 701-4939

BC818-16
BC818-25
BC818-40

Features

- Halogen free available upon request by adding suffix "-HF"
- Lead Free Finish/RoHS Compliant ("P" Suffix designates RoHS Compliant. See ordering information)
- Capable of 0.3Watts of Power Dissipation.
- Collector-current 0.5A
- Collector-base Voltage 30V
- Operating and storage junction temperature range: -55°C to +150°C
- Epoxy meets UL 94 V-0 flammability rating
- Moisture Sensitivity Level 1

Mechanical Data

- Case: SOT-23 Molded Plastic
- Terminals: Solderable per MIL-STD-202, Method 208
- Weight: 0.008 grams (approx.)
- Device Marking:

BC818-16	6E
BC818-25	6F
BC818-40	6G

Electrical Characteristics @ 25°C Unless Otherwise Specified

Symbol	Parameter	Min	Max	Units
OFF CHARACTERISTICS				
$V_{(BR)CEO}$	Collector-Emitter Breakdown Voltage ($I_C=10\text{mA}$, $I_B=0$)	25	---	Vdc
$V_{(BR)CBO}$	Collector-Base Breakdown Voltage ($I_C=10\text{uA}$, $I_E=0$)	30	---	Vdc
$V_{(BR)EBO}$	Collector-Emitter Breakdown Voltage ($I_E=10\text{uA}$, $I_C=0$)	5.0	---	Vdc
I_{CBO}	Collector Cutoff Current ($V_{CB}=25\text{Vdc}$, $I_E=0$)	---	0.1	uAdc
I_{EBO}	Emitter Cutoff Current ($V_{EB}=4.0\text{Vdc}$, $I_C=0$)	---	0.1	uAdc

ON CHARACTERISTICS

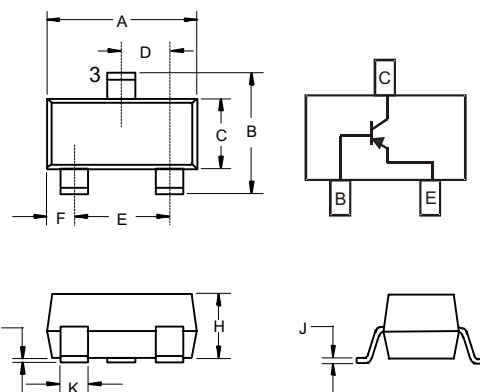
$h_{FE(1)}$	DC Current Gain ($I_C=100\text{mA}$, $V_{CE}=1.0\text{Vdc}$) BC818-16 BC818-25 BC818-40	100 160 250	250 400 630	---
$h_{FE(2)}$	DC Current Gain ($I_C=300\text{mA}$, $V_{CE}=1.0\text{Vdc}$)	60	---	---
$V_{CE(sat)}$	Collector-Emitter Saturation Voltage ($I_C=500\text{mA}$, $I_B=50\text{mA}$)	---	0.7	Vdc
$V_{BE(sat)}$	Base-Emitter Saturation Voltage ($I_C=500\text{mA}$, $I_B=50\text{mA}$)	---	1.2	Vdc
V_{BE}	Base-Emitter Voltage ($V_{CE}=1\text{Vdc}$, $I_C=500\text{mA}$)	---	1.2	Vdc

SMALL SIGNAL CHARACTERISTICS

f_T	Transition frequency ($V_{CE}=5.0\text{V}$, $f=100\text{MHz}$, $I_C=50\text{mA}$)	170	---	MHz
C_{ob}	Collector output capacitance ($V_{CB}=10\text{V}$, $f=1\text{MHz}$)	6	---	pF

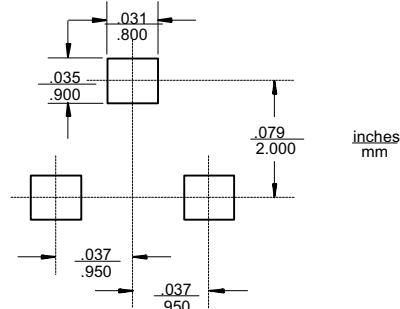
NPN Silicon General Purpose Transistors

SOT-23



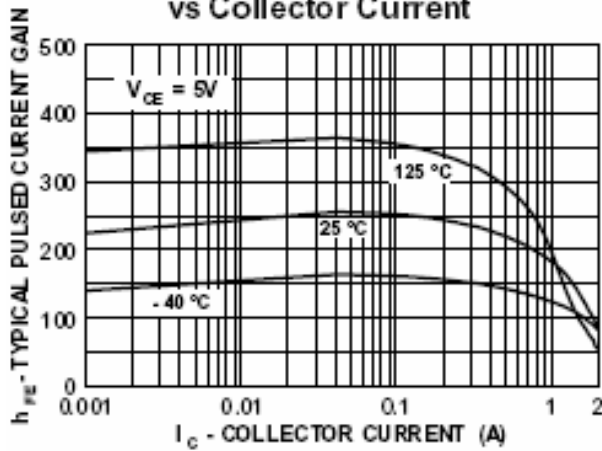
DIMENSIONS					
DIM	INCHES		MM		NOTE
	MIN	MAX	MIN	MAX	
A	.110	.120	2.80	3.04	
B	.083	.104	2.10	2.64	
C	.047	.055	1.20	1.40	
D	.035	.041	.89	1.03	
E	.070	.081	1.78	2.05	
F	.018	.024	.45	.60	
G	.0005	.0039	.013	.100	
H	.035	.044	.89	1.12	
J	.003	.007	.085	.180	
K	.015	.020	.37	.51	

Suggested Solder Pad Layout

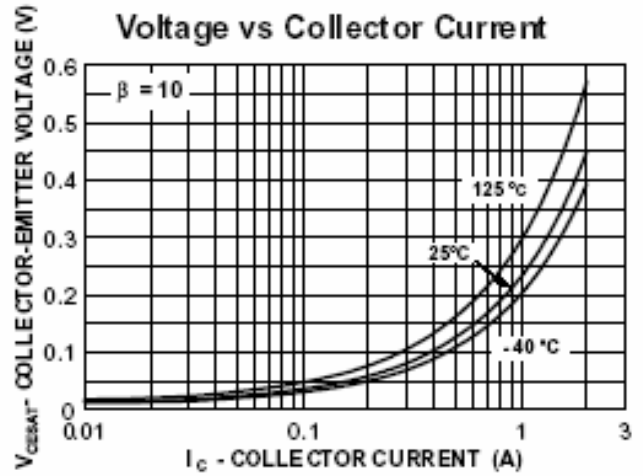


BC818-16 thru BC818-40

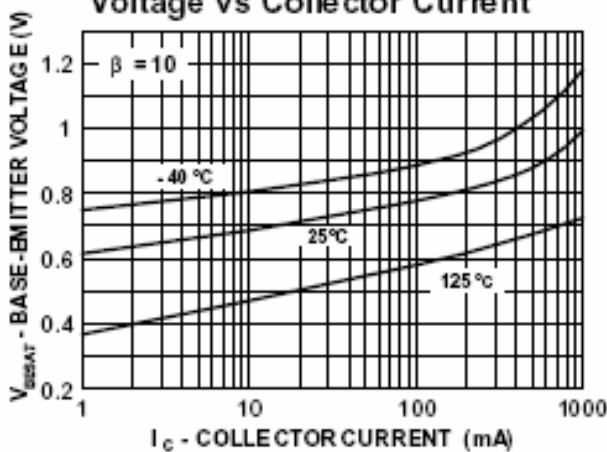
**Typical Pulsed Current Gain
vs Collector Current**



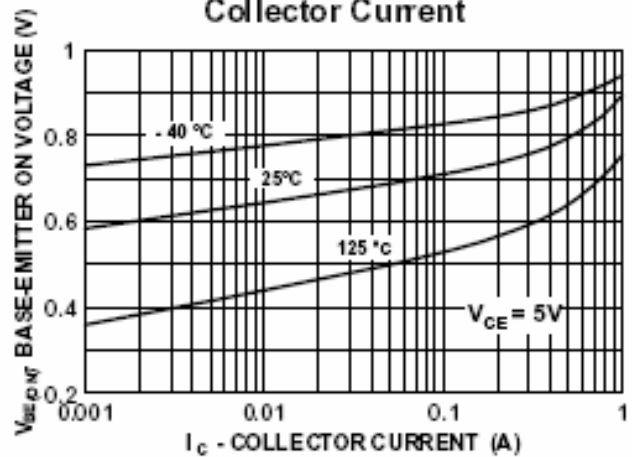
**Collector-Emitter Saturation
Voltage vs Collector Current**



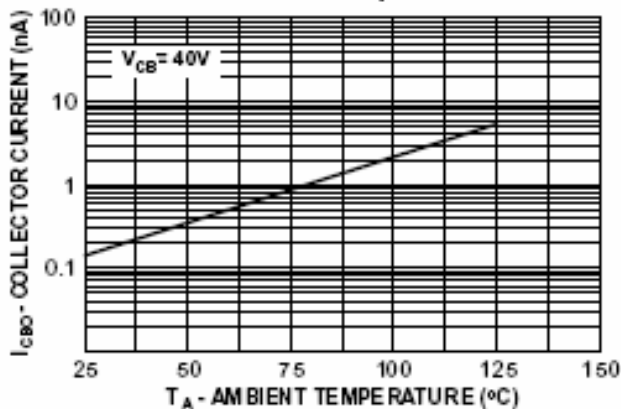
**Base-Emitter Saturation
Voltage vs Collector Current**



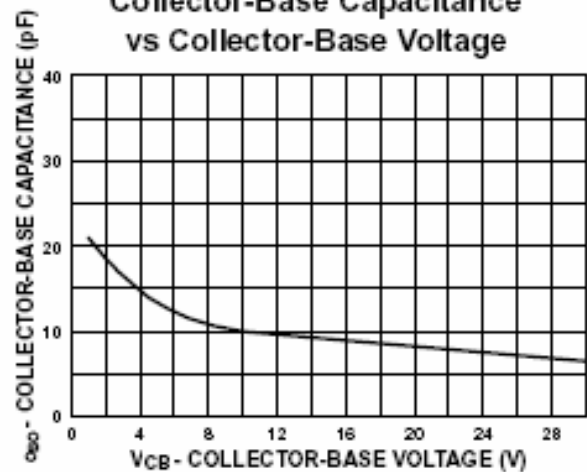
**Base-Emitter ON Voltage vs
Collector Current**



**Collector-Cutoff Current
vs Ambient Temperature**



**Collector-Base Capacitance
vs Collector-Base Voltage**



Ordering Information :

Device	Packing
Part Number-TP	Tape & Reel; 3 Kpcs / Reel

Note : Adding "-HF" suffix for halogen free, eg. Part Number-TP-HF

IMPORTANT NOTICE

Micro Commercial Components Corp. reserves the right to make changes without further notice to any product herein to make corrections, modifications, enhancements, improvements, or other changes. **Micro Commercial Components Corp.** does not assume any liability arising out of the application or use of any product described herein; neither does it convey any license under its patent rights, nor the rights of others. The user of products in such applications shall assume all risks of such use and will agree to hold **Micro Commercial Components Corp.** and all the companies whose products are represented on our website, harmless against all damages.

LIFE SUPPORT

MCC's products are not authorized for use as critical components in life support devices or systems without the express written approval of Micro Commercial Components Corporation.

CUSTOMER AWARENESS

Counterfeiting of semiconductor parts is a growing problem in the industry. Micro Commercial Components (MCC) is taking strong measures to protect ourselves and our customers from the proliferation of counterfeit parts. MCC strongly encourages customers to purchase MCC parts either directly from MCC or from Authorized MCC Distributors who are listed by country on our web page cited below. Products customers buy either from MCC directly or from Authorized MCC Distributors are genuine parts, have full traceability, meet MCC's quality standards for handling and storage. **MCC will not provide any warranty coverage or other assistance for parts bought from Unauthorized Sources.** MCC is committed to combat this global problem and encourage our customers to do their part in stopping this practice by buying direct or from authorized distributors.