



BAS16X

150mW 75Volt Switching Diode

Features

- Lead Free Finish/Rohs Compliant("P" Suffix designates Compliant. See ordering information)
- Ultra-Small Surface Mount Package
- Fast Switching Speed
- For General Purpose Switching Applications
- Epoxy meets UL 94 V-0 flammability rating
- Moisture Sensitivity Level 1
- Marking : A6
- Halogen free available upon request by adding suffix "-HF"

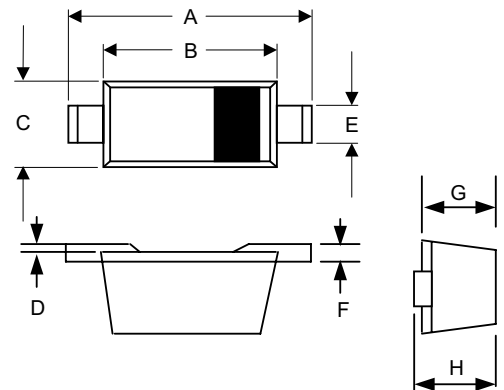
Maximum Ratings

- Operating Temperature: -55°C to +150°C
- Storage Temperature: -55°C to +150°C
- Maximum Thermal Resistance; 635°C/W Junction To Ambient

Electrical Characteristics @ 25°C Unless Otherwise Specified

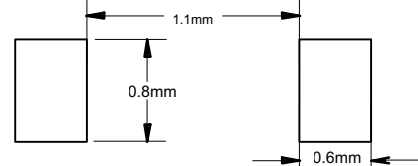
DC Reverse Voltage	V_R	75V	
Reverse breakdown voltage	$V_{(BR)R}$	75V	$I_R=100\mu A$
Forward Current	I_F	200mA	
Power Dissipation	P_D	150mW	
Peak Forward Surge Current	I_{FSM}	500mA	
Maximum Instantaneous Forward Voltage	V_F	715mV 855mV 1000mV 1250mV	$I_F = 1mA$ $I_F = 10mA$; $I_F = 50mA$ $I_F = 150mA$
Maximum DC Reverse Current At Rated DC Blocking Voltage	I_R	1 μA 50 μA	$V_R=75Volts$ $T_J = 25^\circ C$ $T_J = 150^\circ C$
Typical Diode Capacitance	C_D	2pF	Measured at 1.0MHz, $V_R=0V$
Reverse Recovery Time	T_{rr}	6nS	$I_F=I_R=10mAdc$, $V_R = 0V$ $R_L=50\Omega$

SOD-523



DIM	INCHES		MM		NOTE
	MIN	MAX	MIN	MAX	
A	.059	.067	1.50	1.70	
B	.043	.051	1.10	1.30	
C	.030	.033	0.75	0.85	
D	.001	.003	0.01	0.07	
E	.010	.014	0.25	0.35	
F	.003	.006	0.08	0.15	
G	.020	.028	0.50	0.70	
H	.020	.031	0.51	0.77	

Suggested Solder Pad Layout

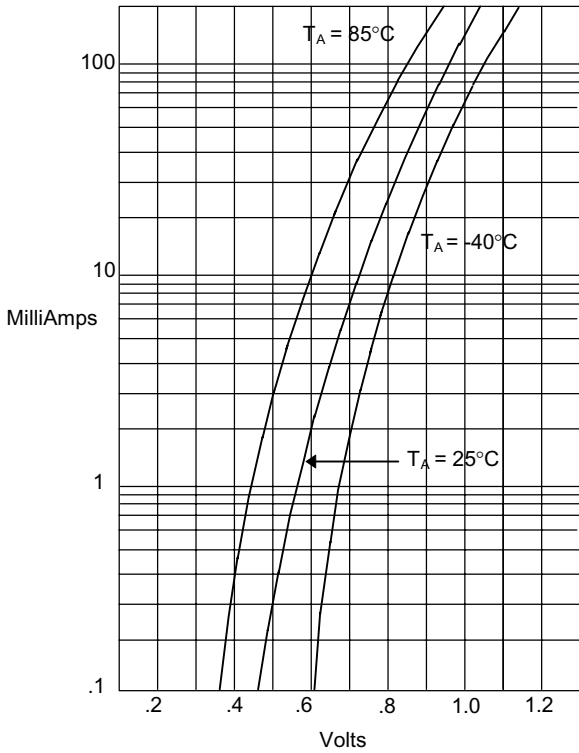


BAS16X



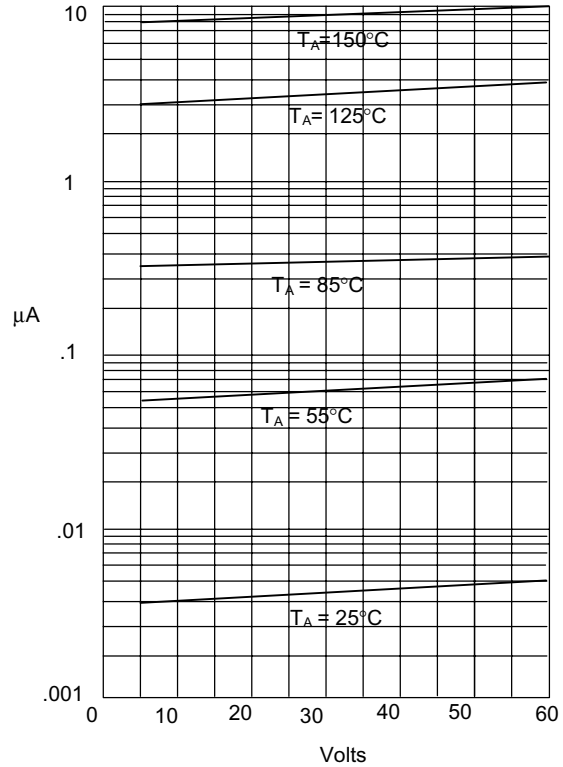
Micro Commercial Components™

Figure 1
Typical Forward Characteristics



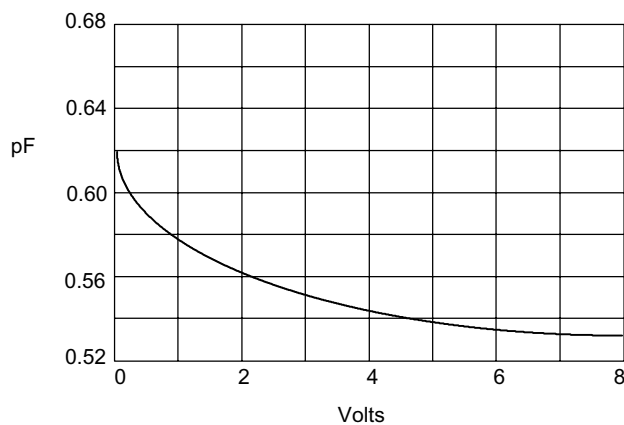
Instantaneous Forward Current - Amperes *versus*
Instantaneous Forward Voltage - Volts

Figure 2
Typical Reverse Characteristics



Instantaneous Reverse Current - MicroAmperes *versus*
Reverse Voltage - Volts

Figure 3
Diode Capacitance



Diode Capacitance - pF *versus*
Reverse Voltage - Volts



Micro Commercial Components

Ordering Information :

Device	Packing
Part Number-TP	Tape&Reel: 8Kpcs/Reel

Note : Adding "-HF" suffix for halogen free, eg. Part Number-TP-HF

IMPORTANT NOTICE

Micro Commercial Components Corp. reserves the right to make changes without further notice to any product herein to make corrections, modifications , enhancements , improvements , or other changes . **Micro Commercial Components Corp .** does not assume any liability arising out of the application or use of any product described herein; neither does it convey any license under its patent rights ,nor the rights of others . The user of products in such applications shall assume all risks of such use and will agree to hold **Micro Commercial Components Corp .** and all the companies whose products are represented on our website, harmless against all damages.

LIFE SUPPORT

MCC's products are not authorized for use as critical components in life support devices or systems without the express written approval of Micro Commercial Components Corporation.

CUSTOMER AWARENESS

Counterfeiting of semiconductor parts is a growing problem in the industry. Micro Commercial Components (MCC) is taking strong measures to protect ourselves and our customers from the proliferation of counterfeit parts. MCC strongly encourages customers to purchase MCC parts either directly from MCC or from Authorized MCC Distributors who are listed by country on our web page cited below. Products customers buy either from MCC directly or from Authorized MCC Distributors are genuine parts, have full traceability, meet MCC's quality standards for handling and storage. **MCC will not provide any warranty coverage or other assistance for parts bought from Unauthorized Sources.** MCC is committed to combat this global problem and encourage our customers to do their part in stopping this practice by buying direct or from authorized distributors.