

# SN5A - SN5M

**PRV : 50 - 1000 Volts**

**Io : 5.0 Amperes**

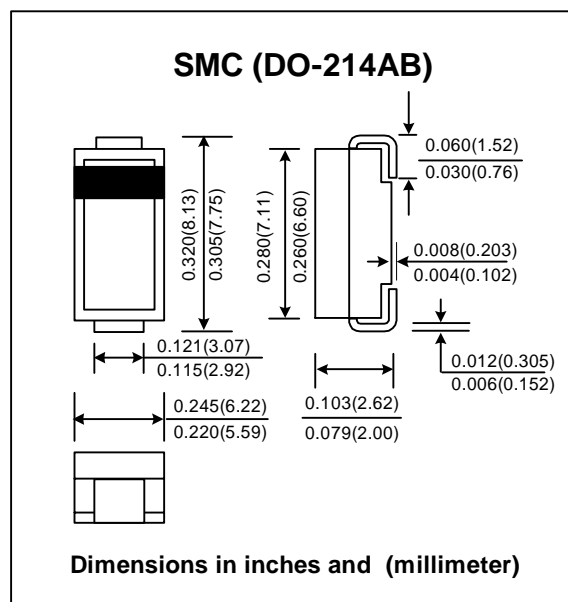
## FEATURES :

- \* High current capability
- \* High surge current capability
- \* High reliability
- \* Low reverse current
- \* Low forward voltage drop
- \* **Pb / RoHS Free**

## MECHANICAL DATA :

- \* Case : SMC Molded plastic
- \* Epoxy : UL94V-O rate flame retardant
- \* Lead : Lead Formed for Surface Mount
- \* Polarity : Color band denotes cathode end
- \* Mounting position : Any
- \* Weight : 0.21 gram

## SURFACE MOUNT RECTIFIERS



## MAXIMUM RATINGS AND ELECTRICAL CHARACTERISTICS

Rating at 25 °C ambient temperature unless otherwise specified.  
 Single phase, half wave, 60 Hz, resistive or inductive load.  
 For capacitive load, derate current by 20%.

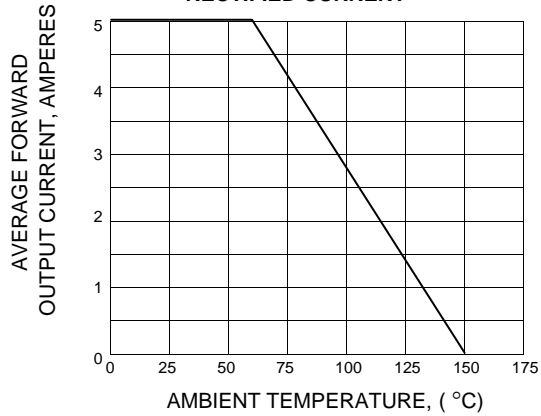
RATING	SYMBOL	SN5A	SN5B	SN5D	SN5G	SN5J	SN5K	SN5M	UNIT
Maximum Repetitive Peak Reverse Voltage	V <sub>RRM</sub>	50	100	200	400	600	800	1000	V
Maximum RMS Voltage	V <sub>RMS</sub>	35	70	140	280	420	560	700	V
Maximum DC Blocking Voltage	V <sub>DC</sub>	50	100	200	400	600	800	1000	V
Maximum Average Forward Current Ta = 60°C	I <sub>F</sub>	5.0							A
Peak Forward Surge Current 8.3ms Single half sine wave Superimposed on rated load (JEDEC Method)	I <sub>FSM</sub>	300							A
Maximum Forward Voltage at I <sub>F</sub> = 5.0 Amps.	V <sub>F</sub>	1.1							V
Maximum DC Reverse Current Ta = 25 °C at rated DC Blocking Voltage Ta = 100 °C	I <sub>R</sub>	20							μA
	I <sub>R(H)</sub>	50							μA
Typical Junction Capacitance (Note1)	C <sub>J</sub>	50							pF
Junction Temperature Range	T <sub>J</sub>	- 65 to + 175							°C
Storage Temperature Range	T <sub>STG</sub>	- 65 to + 175							°C

### Notes :

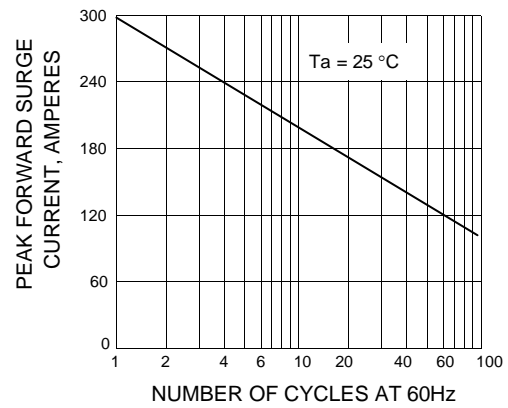
(1) Measured at 1.0 MHz and applied reverse voltage of 0Vdc

## RATING AND CHARACTERISTIC CURVES ( SN5A - SN5M )

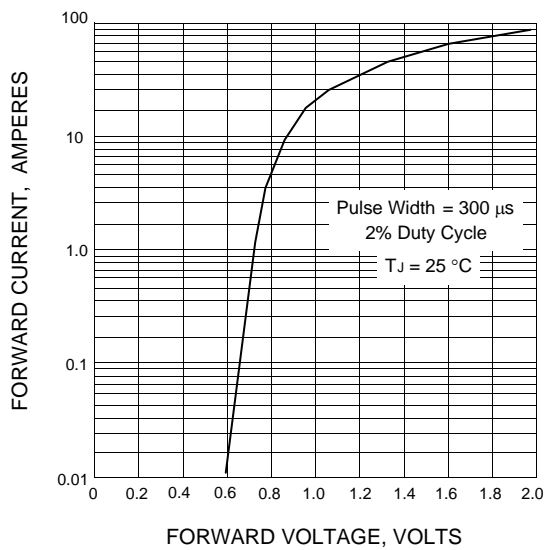
**FIG.1 - DERATING CURVE FOR OUTPUT RECTIFIED CURRENT**



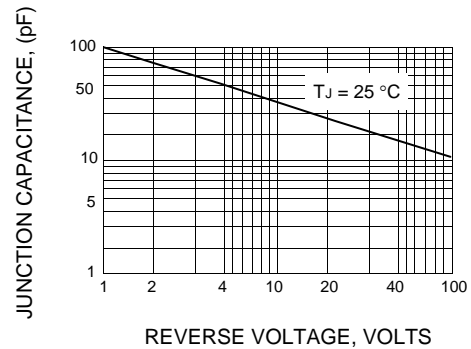
**FIG.2 - MAXIMUM NON-REPETITIVE PEAK FORWARD SURGE CURRENT**



**FIG.3 - TYPICAL FORWARD CHARACTERISTICS**



**FIG.4 - TYPICAL JUNCTION CAPACITANCE**



**FIG.5 - TYPICAL REVERSE CHARACTERISTICS**

