

SKT2S - SKTBS

PRV : 20 - 100 Volts
I_o : 2.5 Amperes

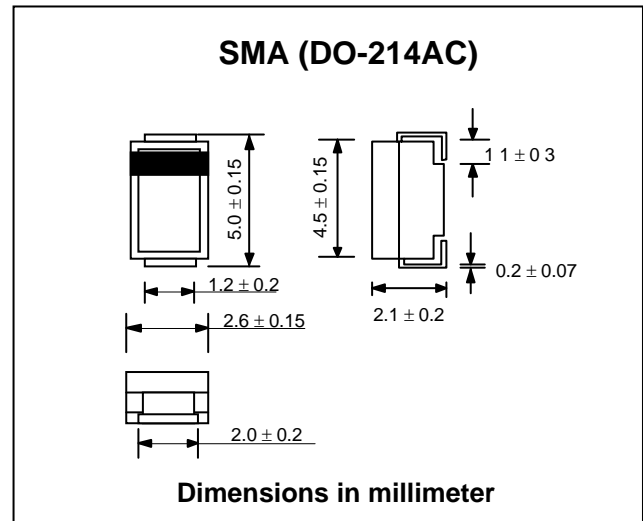
FEATURES :

- * High current capability
- * High surge current capability
- * High reliability
- * High efficiency
- * Low power loss
- * Low cost
- * Low forward voltage drop
- * Pb / RoHS Free

MECHANICAL DATA :

- * Case : SMA (DO-214AC) Molded plastic
- * Epoxy : UL94V-O rate flame retardant
- * Lead : Lead Formed for Surface Mount
- * Polarity : Color band denotes cathode end
- * Mounting position : Any
- * Weight : 0.067 gram

SURFACE MOUNT SCHOTTKY BARRIER RECTIFIERS



MAXIMUM RATINGS AND ELECTRICAL CHARACTERISTICS

Rating at 25 °C ambient temperature unless otherwise specific.
 Single phase, half wave, 60 Hz, resistive or inductive load.
 For capacitive load, derate current by 20%.

RATING	SYMBOL	SKT	SKT	SKT	SKT	SKT	SKT	SKT	SKT	SKT	SKT	UNIT
		2S	3S	4S	5S	6S	7S	8S	9S	BS		
Maximum Recurrent Peak Reverse Voltage	V _{RRM}	20	30	40	50	60	70	80	90	100		V
Maximum RMS Voltage	V _{RMS}	14	21	28	35	42	49	56	63	70		V
Maximum DC Blocking Voltage	V _{DC}	20	30	40	50	60	70	80	90	100		V
Maximum Average Forward Current See Fig.1	I _{F(AV)}	2.5										A
Maximum Peak Forward Surge Current, 8.3ms single half sine wave superimposed on rated load (JEDEC Method)	I _{FSM}	75										A
Maximum Forward Voltage at I _F = 2.5 A (Note 1)	V _F	0.5			0.74			0.79				V
Maximum Reverse Current at Rated DC Blocking Voltage (Note 1)	I _R	0.5										mA
Junction Temperature Range	T _J	- 65 to + 125				- 65 to + 150						°C
Storage Temperature Range	T _{STG}	- 65 to + 150										°C

Note :

(1) Pulse Test : Pulse Width = 300µs, Duty Cycle = 2%.

RATING AND CHARACTERISTIC CURVES (SKT2S - SKTBS)

FIG.1 - FORWARD CURRENT DERATING CURVE

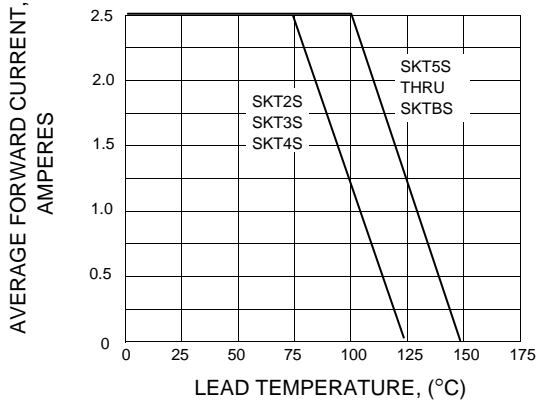


FIG.2 - MAXIMUM NON-REPETITIVE PEAK FORWARD SURGE CURRENT

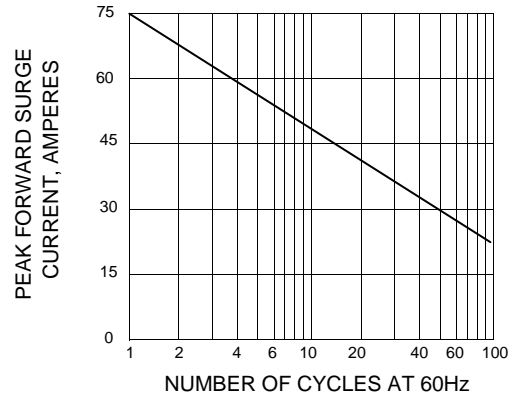


FIG.3 - TYPICAL FORWARD CHARACTERISTICS

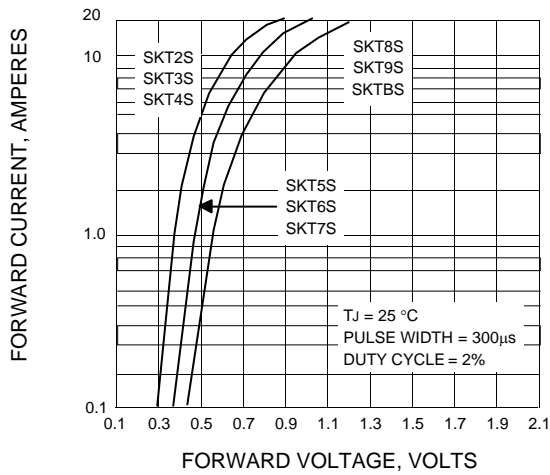


FIG.4 - TYPICAL REVERSE CHARACTERISTICS

