

S5688B, G, J, N

GLASS PASSIVATED JUNCTION SILICON RECTIFIERS

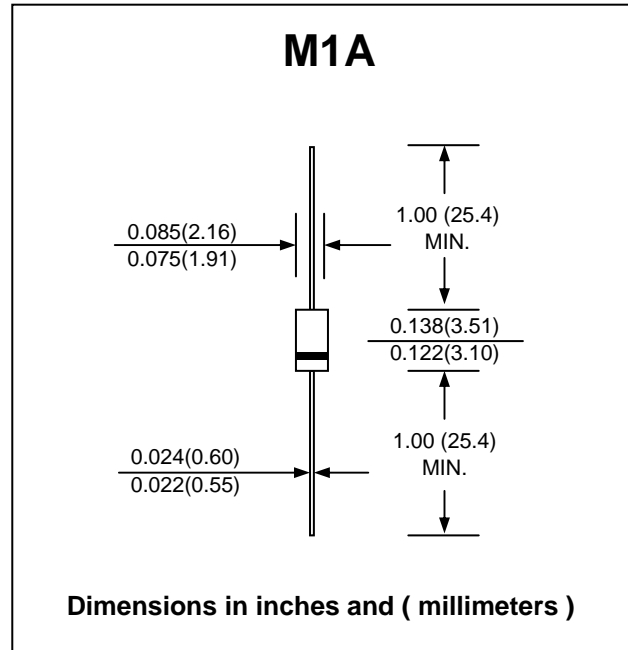
PRV : 100 - 1000 Volts
Io : 1.0 Ampere

FEATURES :

- * Glass passivated junction chip
- * High current capability
- * High surge current capability
- * High reliability
- * Low reverse current
- * Low forward voltage drop
- * **Pb / RoHS Free**

MECHANICAL DATA :

- * Case : M1A Molded plastic
- * Epoxy : UL94V-O rate flame retardant
- * Lead : Axial lead solderable per MIL-STD-202, Method 208 guaranteed
- * Polarity : Color band denotes cathode end
- * Mounting position : Any
- * Weight : 0.20 gram (approximately)



MAXIMUM RATINGS AND ELECTRICAL CHARACTERISTICS

Rating at 25°C ambient temperature unless otherwise specified.

RATING	SYMBOL	S5688B	S5688G	S5688J	S5688N	UNIT
Maximum Repetitive Peak Reverse Voltage	V_{RRM}	100	400	600	1000	V
Maximum Average Forward Current	$I_{F(AV)}$	1.0				A
Maximum Peak One Cycle Surge Forward Current (Non-Repetitive)	I_{FSM}	(50Hz) 45	(60Hz) 49	(50Hz) 30	(60Hz) 33	A
Peak Forward Voltage at $I_F = 1.0$ A	V_F	1.2				V
Repetitive Peak Reverse Current ($V_{RRM} =$ Rated)	I_{RRM}	10				μ A
Junction Temperature Range	T_J	- 40 to + 150				°C
Storage Temperature Range	T_{STG}	- 40 to + 150				°C

RATING AND CHARACTERISTIC CURVES (S5688B, G, J, N)

FIG.1 - DERATING CURVE FOR OUTPUT RECTIFIED CURRENT

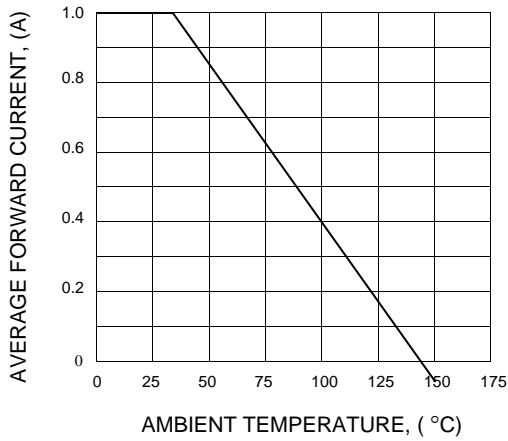


FIG.2 - MAXIMUM NON-REPETITIVE PEAK FORWARD SURGE CURRENT

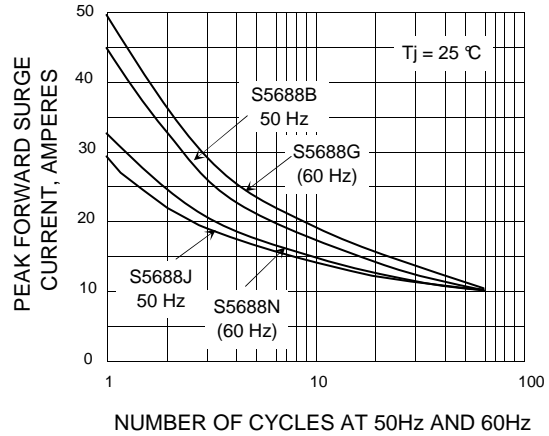


FIG.3 - TYPICAL FORWARD CHARACTERISTICS

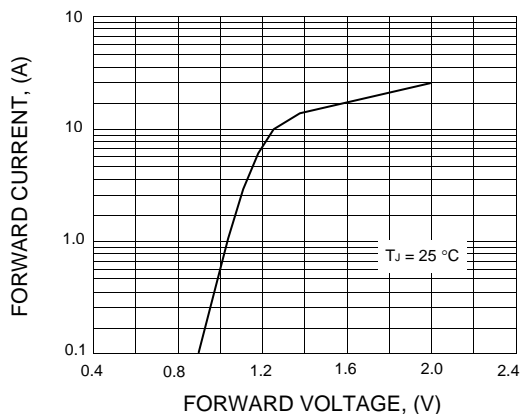


FIG.4 - TYPICAL REVERSE CHARACTERISTICS

