

HVR612

PRV : 1200 Volts
Io : 6 Amperes

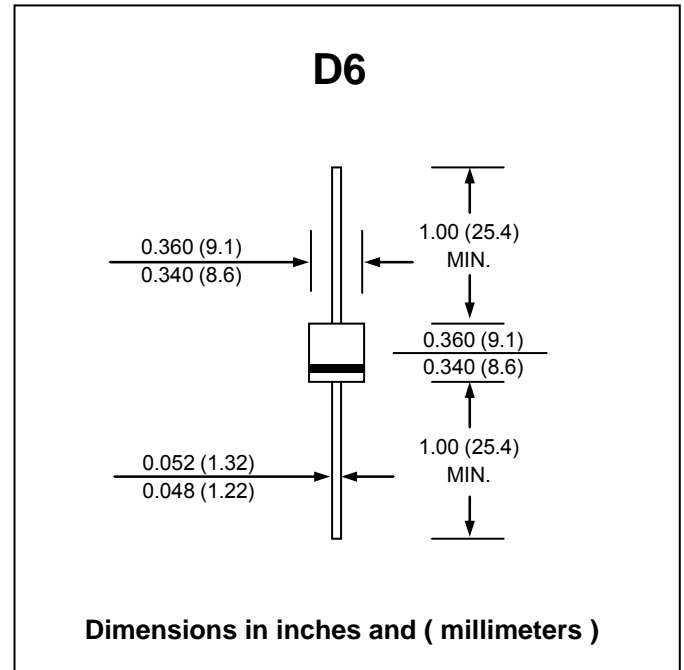
FEATURES :

- * Glass passivated junction chip
- * High current capability
- * High surge current capability
- * High reliability
- * Low reverse current
- * Low forward voltage drop
- * **Pb / RoHS Free**

MECHANICAL DATA :

- * Case : Void-free molded plastic body
- * Epoxy : UL94V-0 rate flame retardant
- * Lead : Axial lead solderable per MIL-STD-202, Method 208 guaranteed
- * Polarity : Color band denotes cathode end
- * Mounting position : Any
- * Weight : 2.1 grams

GLASS PASSIVATED JUNCTION SILICON RECTIFIER



MAXIMUM RATINGS AND ELECTRICAL CHARACTERISTICS

Rating at 25 °C ambient temperature unless otherwise specified.

RATING	SYMBOL	VALUE	UNIT
Maximum Repetitive Peak Reverse Voltage	V _{RRM}	1200	V
Maximum RMS Voltage	V _{RMS}	840	V
Maximum DC Blocking Voltage	V _{DC}	1200	V
Maximum Average Forward Current 0.375"(9.5mm) Lead Length Ta = 60 °C	I _{F(AV)}	6.0	A
Non - Repetitive Peak Forward Surge Current 8.3ms Single half sine wave Superimposed on rated load (JEDEC Method)	I _{FSM}	400	A
Maximum Instantaneous Forward Voltage at I _F = 6 A	V _F	1.0	V
Maximum DC Reverse Current Ta = 25 °C	I _R	5.0	μA
at rated DC Blocking Voltage Ta = 100 °C	I _{R(H)}	1.0	mA
Typical Junction Capacitance (Note 2)	C _J	150	pF
Typical Thermal Resistance Junction to Ambient (Note1)	R _{θJA}	20	°C/W
Junction Temperature Range	T _J	- 50 to + 150	°C
Storage Temperature Range	T _{STG}	- 50 to + 150	°C

Notes :

- (1) Thermal resistance from junction to ambient and from junction to lead at 0.375" (9.5mm) lead length,
- (2) Measured at 1.0 MHz and applied reverse voltage of 4.0 VDC

RATING AND CHARACTERISTIC CURVES (HVR612)

FIG.1 - DERATING CURVE FOR OUTPUT RECTIFIED CURRENT

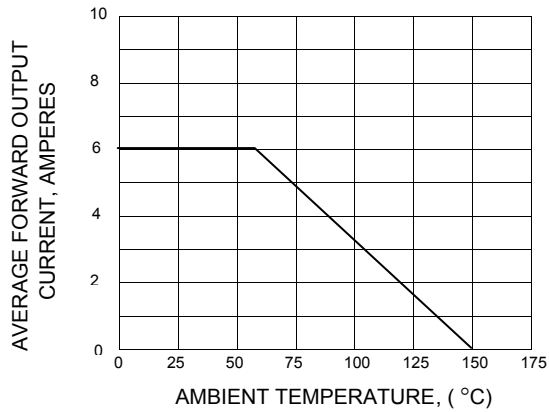


FIG.2 - MAXIMUM NON-REPETITIVE PEAK FORWARD SURGE CURRENT

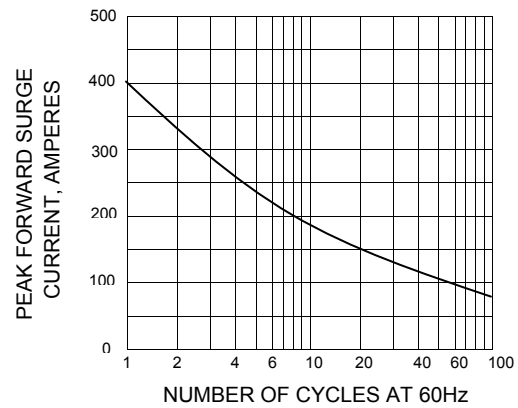


FIG.3 - TYPICAL FORWARD CHARACTERISTICS

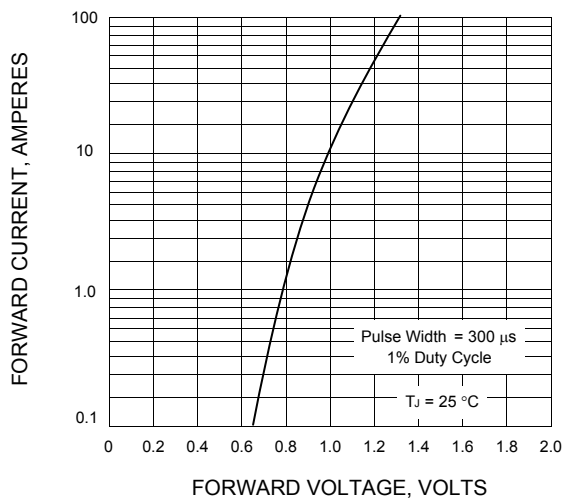


FIG.4 - TYPICAL REVERSE CHARACTERISTICS

