

BYW98-50S ~ BYW98-200S

PRV : 50 ~ 200 Volts
Io : 3 Amperes

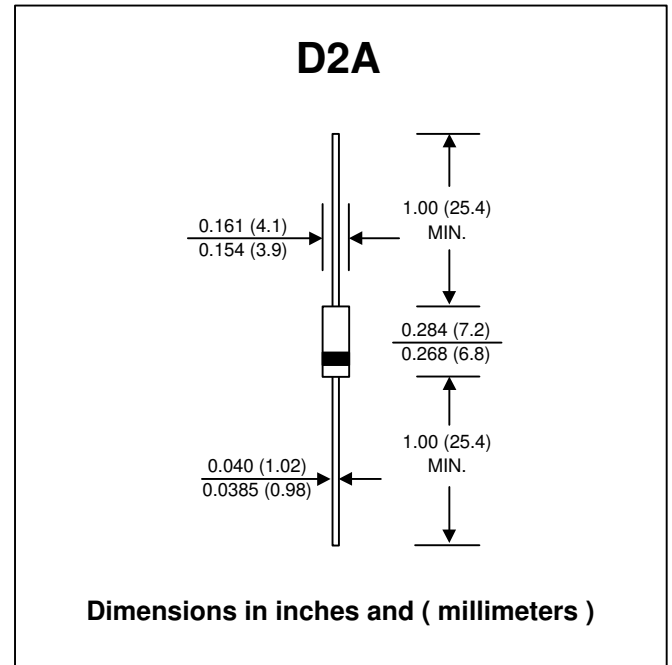
FEATURES :

- * High current capability
- * High surge current capability
- * High reliability
- * Low reverse current
- * Low forward voltage drop
- * Fast switching for high efficiency
- * **Pb / RoHS Free**

MECHANICAL DATA :

- * Case : D2A Molded plastic
- * Epoxy : UL94V-O rate flame retardant
- * Lead : Axial lead solderable per MIL-STD-202, Method 208 guaranteed
- * Polarity : Color band denotes cathode end
- * Mounting position : Any
- * Weight : 0.645 gram

SUPER FAST RECOVERY DIODES



MAXIMUM RATINGS AND ELECTRICAL CHARACTERISTICS

Rating at 25 °C ambient temperature unless otherwise specified.

Single phase, half wave, 60 Hz, resistive or inductive load.

For capacitive load, derate current by 20%.

RATING	SYMBOL	BYW 98-50S	BYW 98-100S	BYW 98-150S	BYW 98-200S	UNIT
Maximum Repetitive Peak Reverse Voltage	VRRM	50	100	150	200	Volts
Maximum Average Forward Current	IF(AV)	3.0				Amps.
Maximum Peak Forward Surge Current	IFSM	70				Amps.
Maximum Forward Voltage at IF = 3 Amps. ; TJ = 100 °C	VF	0.85				Volt
Maximum Reverse Current at VRRM , TJ = 100 °C	IR	1.0				mA
Maximum Reverse Recovery Time , TJ = 25 °C (1)	Trr	35				ns
Junction Temperature Range	TJ	- 65 to + 150				°C
Storage Temperature Range	TSTG	- 65 to + 150				°C

NOTE :

(1) Reverse Recovery Test Conditions : IF = 0.5A , IR = 1A , Irr = 0.25A

RATING AND CHARACTERISTIC CURVES (BYW98-50S ~ BYW98-200S)

FIG.1 - REVERSE RECOVERY TIME CHARACTERISTIC AND TEST CIRCUIT DIAGRAM

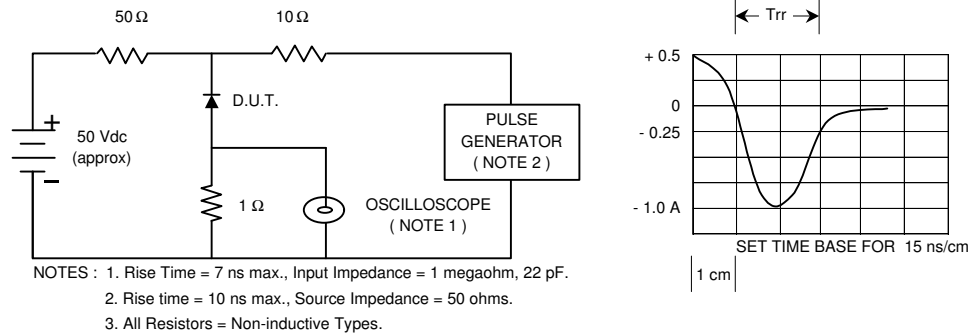


FIG.2 - DERATING CURVE FOR OUTPUT RECTIFIED CURRENT

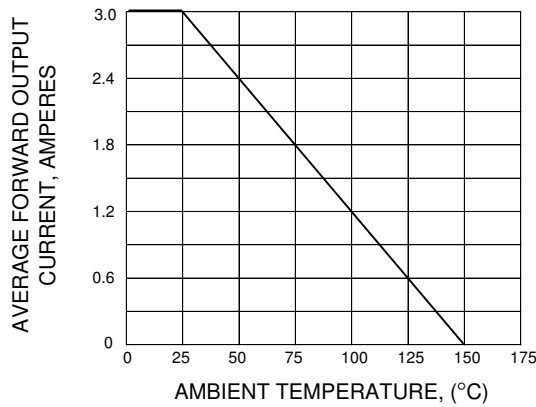


FIG.3 - MAXIMUM NON-REPETITIVE PEAK FORWARD SURGE CURRENT

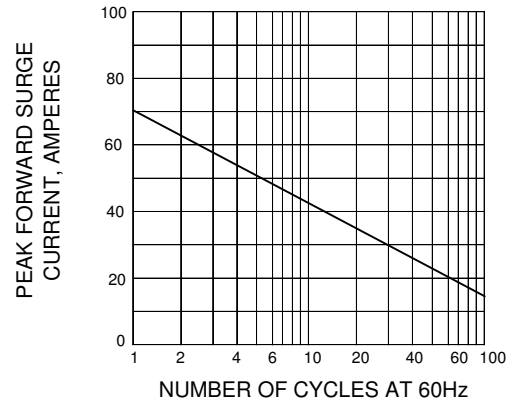


FIG.4 - TYPICAL FORWARD CHARACTERISTICS

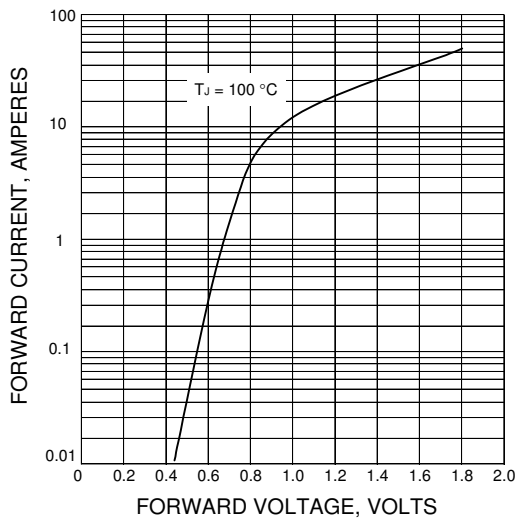


FIG.5 - TYPICAL REVERSE CHARACTERISTICS

